

2014 Report of Non-U.S. Resident Transplant Activity

OPTN Ad Hoc International Relations Committee

Contents

Background	2
Methods	3
Results	4
Overall	4
Path Forward	18
Kidney	19
Kidney-Pancreas	51
Pancreas	65
Liver	77
Intestine	95
Heart	100
Lung	115

Background

During 2010, the Ad Hoc International Relations Committee (IRC) began reviewing OPTN policies related to the transplantation of non-resident aliens. The review focused on two separate subjects: the categories of citizenship for data collection and the language around the perceived 5% guideline for deceased donor transplantation of non-U.S. residents.

The Committee first examined the citizenship data collected on transplant candidates at the time of listing on the Transplant Candidate Registration (TCR) form, living donors on the living donor registration (LDR) form, and deceased donors on the deceased donor registration (DDR) form. The citizenship categories at that time included:

- U.S. Citizen
- Resident Alien, and
- Non-Resident Alien.

OPTN policy specifically referenced the non-resident alien category, specifying a guideline that for each program, if more than 5% of deceased donor transplants went to recipients categorized as non-resident aliens, the IRC could review and audit the program's activity. This traditionally included a letter from the Committee asking for additional details about the programs' international activities and local population.

After review of the citizenship categories as they were defined in policy and on the data collection forms, it was determined that the definitions 1) were not uniform, and 2) did not allow for the proper categorization of undocumented, non-U.S. citizens living in the United States. Additionally, the categories did not allow for the identification of those patients coming to the U.S. specifically for a transplant – the exact group of patients the Committee wanted to better understand.

Based on their review, the Committee developed new categories for the collection of citizenship data. These categories were implemented in UNetSM in March, 2012 and placed in new policy language that was approved by the OPTN Board of Directors in June, 2012.

The new categories for transplant candidates at the time of listing and for living donors are:

- U.S. Citizen (same as previous category)
- Non-U.S. Citizen/U.S. Resident (this is intended to include all persons living in the United States regardless of immigration status)
- Non-U.S. Citizen/Non-U.S. Resident (further divided, as noted below)
 - Patient was in the United States specifically for the purpose of transplant; or
 - Patient was in the United States for reason other than transplant

Citizenship information is provided by the transplant center staff filling out the data collection forms in UNetSM.

Similar categories were developed for deceased donors, with no subcategories for non-U.S. citizen/non-U.S. residents.

Additionally, the Committee examined the Audit policy language. The policy language at the time specified the following:

6.3 AUDIT. As a condition of membership, all member transplant centers agree to allow the Ad Hoc International Relations Committee to review and audit, at its discretion, all center activities pertaining to transplantation of non-resident aliens. The Committee will review the activities of each member transplant center where non-resident alien recipients constitute more than 5% of

recipients of any particular type of deceased organ. At centers where non-resident alien transplant recipients constitute more than 5% of recipients of any particular organ type, circumstances underlying the transplants for non-resident aliens will be reviewed by the Committee. Special consideration will be given to programs served by OPOs with non-resident alien organ donors.

This policy allowed the Committee to request additional information from programs with more than 5% of their deceased donor recipients categorized as non-resident aliens. Although the policy never stipulated that a program was not allowed to exceed the 5% threshold, it was widely interpreted as a maximum level allowed by members of the OPTN.

The Committee worked to develop updated language that would not prevent the transplantation of foreign nationals, but rather, enhance the transparency in the listing and transplantation of candidates whose sole intent for being in the United States was to receive this medical procedure. The goal was to be able to identify the scope and practice of travel for transplantation in the United States.

The following is the updated policy language, approved by the OPTN Board of Directors in June, 2012:

17.1.B Review of Non-U.S. Citizens/Non-U.S. Resident Registrations and Transplants

The Ad Hoc International Relations Committee will review all citizenship data reported to the OPTN Contractor. The Ad Hoc International Relations Committee may request that transplant hospitals voluntarily provide additional information about registrations or transplants of non-U.S. citizens/non-U.S. residents.

17.1.C Report of Activities Related to the Transplantation of Non-U.S. Citizens/Non-U.S. Residents

The Ad Hoc International Relations Committee will prepare and provide public access to an annual report of transplant hospital activities related to the registration and transplantation of non-U.S. citizens/non-U.S. residents.

As outlined in Policy 17.1.C, the Committee will submit a report, to the OPTN Board of Directors, on an annual basis. The current document is the Committee's first fulfillment of this requirement and this, and future reports, will be provided to the OPTN Board of Directors at their spring meeting each year.

Methods

Two tables were produced for each of the following seven organ groups: kidney, kidney-pancreas, pancreas, liver, intestine, heart, and lung. Unless otherwise noted, data include both pediatric (0-17) and adult transplant candidates and recipients.

The first table displays, by transplant center, the number of registrations added to the waiting list during 2012 and 2013. The total number of registrations added each year is tabulated and, separately, the number of those reported as non-U.S. residents is displayed. Furthermore, the total number of non-U.S. residents is tabulated by whether the candidate is in the U.S. for the purpose of transplant or in the U.S. for other reasons. For registrations added to the waiting list during 2012, an additional category of non-resident alien is displayed to account for registrations added prior to the new data collection categories developed in March, 2012. The non-resident alien category is also included in the count of total non-U.S. residents.

The second table displays, by transplant center, the number of deceased donor transplants performed during 2012 and 2013. This table is set up almost identical to the first table displaying waiting list additions. The greatest difference in the second table is that a substantial percentage of transplants

performed during both 2012 and 2013 were for recipients added to the waiting list prior to March, 2012. For this reason, the non-resident alien category is displayed in both years. Overall, the percentage of deceased donor transplants with recipients categorized under the old data collection categories was 34% for 2012 and 20% for 2013. This impacts kidney transplants the most, as those patients typically wait at least several years for transplant. For non-kidney transplants, 26% of deceased donor transplants in 2012 and 7% in 2013 were listed prior to the change in data collection.

A third table is provided, only for kidney and liver, that displays, by transplant center, the number of living donor transplants performed during 2012 and 2013. This table is set up exactly like the second table.

All candidate and recipient citizenship information is based on data provided by the transplant centers on the Transplant Candidate Registration (TCR) form at the time of listing on the waiting list. The revised citizenship categories were implemented in March, 2012.

All analyses are based on OPTN data as of March 28, 2014.

Results

Overall

As shown in table 1, during 2013 a total of 58,693 adult and pediatric registrations were added to the U.S. solid organ transplant waiting list. Of those, 617 (1.1%) were indicated to be for candidates not residing in the United States, including 245 registrations for candidates in the U.S. specifically for the purpose of transplantation. It is not possible to accurately compare these numbers to earlier years based on the significant changes made to the data collection categories in March, 2012.

The percentage of non-U.S. resident registrations added in 2013 varies by organ, from zero heart-lung registrations to 6.1% (11) of intestine registrations. The 399 kidney and 136 liver additions represent 1.0% and 1.1% of their totals respectively. Figures 1A and 1B show that while 1% of adult registrations were non-U.S. residents, 2.5% of pediatric waiting list registrations were for this group of patients.

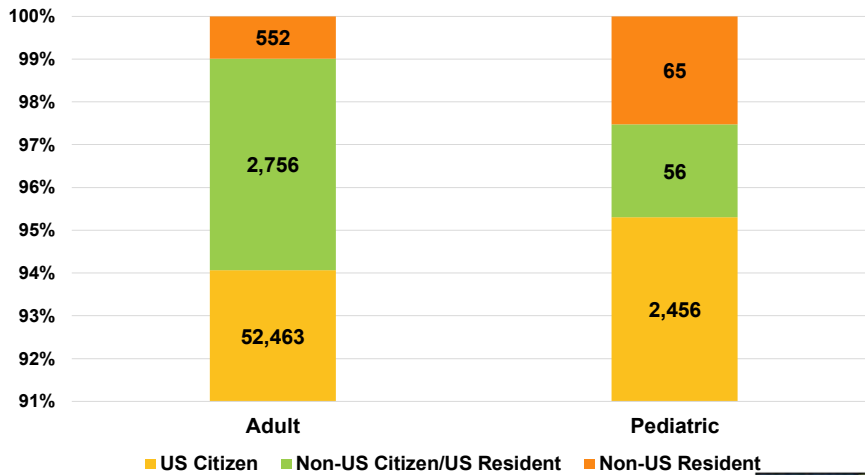
Table 1. Candidate citizenship and residency for registrations added to the waiting list during 2012-2013

Organ	2013								2012								
	Total Added		Total of Non-U.S. Residents		Non-U.S. Citizen Non-U.S. Resident in U.S. for Other Reason		Non-U.S. Citizen Non-U.S. Resident in U.S. for Transplant		Total Added			Non-U.S. Citizen Non-U.S. Resident in U.S. for Other Reason		Non-U.S. Citizen Non-U.S. Resident in U.S. for Transplant		Non-Resident Alien (Listings Prior to March 2012)	
	N	N	%	N	%	N	%	N	N	%	N	%	N	%	N	%	
Kidney	38084	399	1.0%	330	0.9%	69	0.2%	36457	303	0.8%	221	0.6%	50	0.1%	32	0.1%	
Kidney-Pancreas	1270	1	0.1%	1	0.1%	0	0%	1449	2	0.1%	1	0.1%	1	0.1%	0	0%	
Pancreas	578	9	1.6%	0	0%	9	1.6%	588	3	0.5%	0	0%	1	0.2%	2	0.3%	
Liver	12020	136	1.1%	31	0.3%	105	0.9%	11609	136	1.2%	41	0.4%	83	0.7%	12	0.1%	
Intestine	180	11	6.1%	0	0%	11	6.1%	158	8	5.1%	0	0%	6	3.8%	2	1.3%	
Heart	3985	32	0.8%	7	0.2%	25	0.6%	3660	30	0.8%	8	0.2%	19	0.5%	3	0.1%	
Lung	2530	29	1.1%	3	0.1%	26	1.0%	2346	20	0.9%	1	0%	18	0.8%	1	0%	
Heart-Lung	46	0	0%	0	0%	0	0%	46	1	2.2%	0	0%	1	2.2%	0	0%	
Total	58693	617	1.1%	372	0.6%	245	0.4%	56313	503	0.9%	272	0.5%	179	0.3%	52	0.1%	

Figure 1A. Candidate citizenship and residency for adult and pediatric (0-17) registrations added to the waiting list during 2013

(NOTE: Y-AXIS PERCENTAGES BEGIN AT 91%)

Adult and Pediatric (0-17) Waiting List Registrations Added During 2013 by Citizenship/Residency at Listing

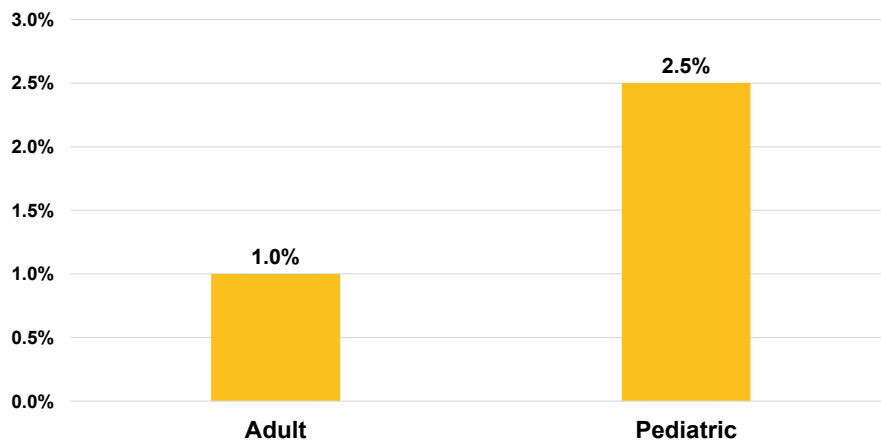


OPTN



Figure 1B. Percent of adult and pediatric (0-17) non-U.S. citizen/non-U.S. resident registrations added to the waiting list during 2013

Adult and Pediatric (0-17) Non-U.S. Citizen/Non-U.S. Resident Waiting List Registrations Added During 2013



OPTN



Figures 2A and 2B display the regional distribution of the percent of non-U.S. resident registrations added to the waiting list at U.S. programs during 2013 and the percent of non-U.S. resident deceased donor transplants performed at U.S. programs during 2013.

Tables 2A and 2B and Figures 3A and 3B describe the distribution of the volume of these non-U.S. resident registrations across the 819 organ specific U.S. transplant programs with at least one registration added to the waiting list during 2013. Over 81% (666) of all programs had no registrations added during 2013 where the candidate citizenship was reported as non-U.S. resident. There were 33 programs (18 kidney, 11 liver, 2 lung, 1 heart, and 1 intestine) with four or more non-U.S. resident registrations added to the waiting list, and there were 39 programs with at least 5% of their waiting list additions classified as non-U.S. residents (10 kidney, 9 liver, 8 heart, and 4 of each pancreas, intestine, and lung).

Figures 3A and 3B graphically display the distributions shown in Tables 2A and 2B, by organ, using box and whisker plots. The box represents the inner quartile range (the lower end of the box representing the 25th percentile, the horizontal bar in the middle representing the median, and the upper end of the box representing the 75th percentile), and the small horizontal line at the end of the upper tail represents the 95th percentile of the volume of these non-U.S. resident waiting list additions. Note that many of the boxes do not appear on the graphs. This is because, for the majority of organ groups, the 75th percentiles of the numbers and percents are zero. For example, in Figure 3A, out of 236 kidney programs, 75% of them had 1 or less registrations added to their waiting list in 2013 for non-U.S. residents, whereas out of 127 heart programs, 75% of them had no registrations added to their waiting list in 2013 for non-U.S. registrations. Additionally, 95% of kidney programs had 9 or less such registrations added during 2013, while 95% of heart programs had 2 or less such registrations.

As shown in Figure 3A, for all organ types, 95% of programs listed less than 10 non-U.S. resident registrations in 2013, and Figure 3B shows that 75% of programs listed one percent or less of their registrations as non-U.S. residents in 2013. Data for each individual transplant program is shown in the organ-specific sections of the report. Not a single heart-lung, heart, intestine, kidney-pancreas, lung, or pancreas program listed more than 5 non-U.S. resident registrations during the year. One kidney program had 54 registrations reported as non-U.S. residents and the maximum number of non-U.S. resident registrations added at a single liver program was 17. Less than 5% of all programs combined had more than 4.5% of their waiting list additions reported as non-U.S. residents; however, a single kidney program reported that 51.4% of their additions were for such candidates.

Additional data tables and graphics on the numbers at individual programs are available under the heading for each organ type.

Figure 2A. Percent of non-U.S. resident registrations added to the waiting list at U.S. programs during 2013, by region

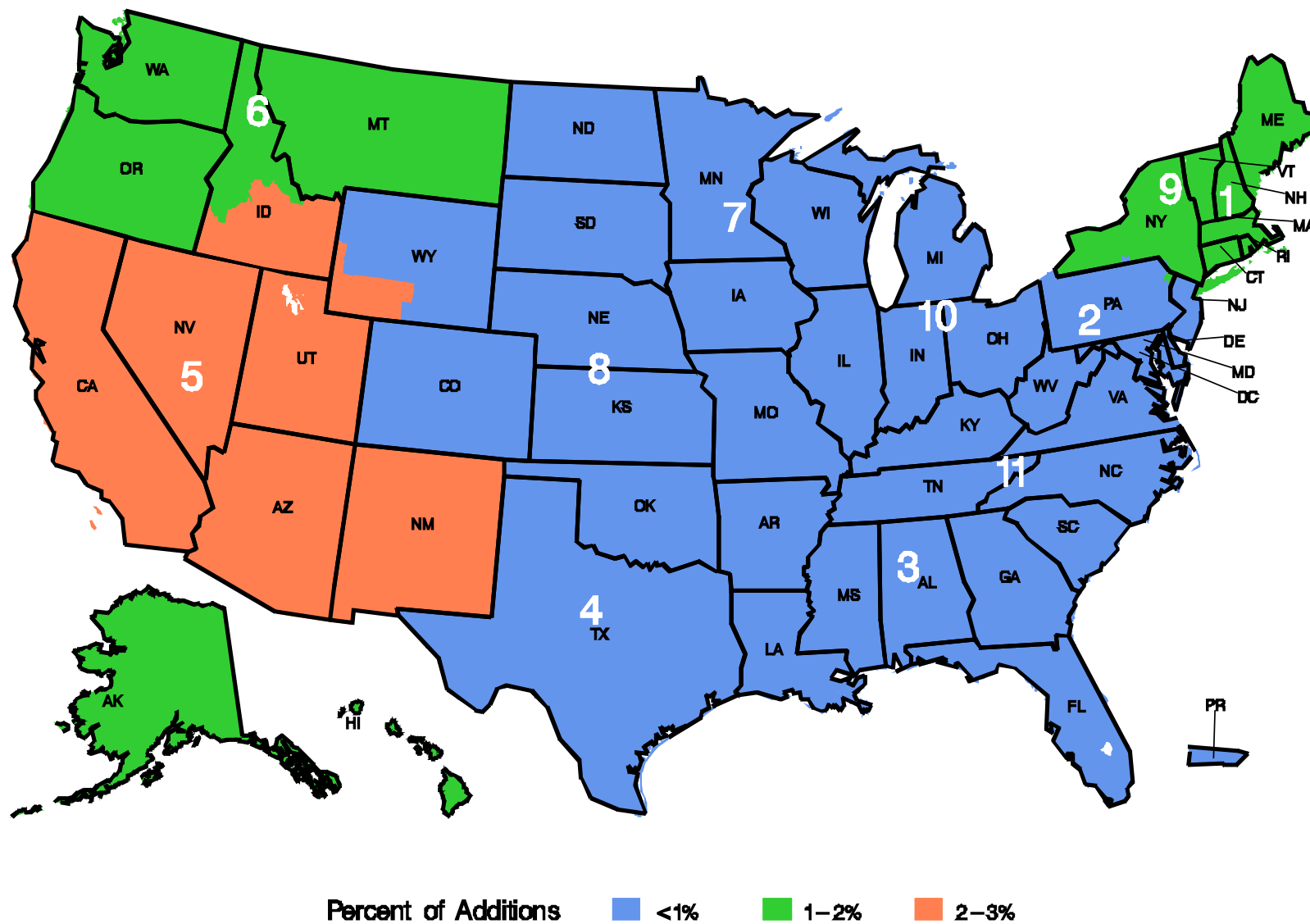


Figure 2B. Percent of non-U.S. resident deceased donor transplants performed at U.S. programs during 2013, by region

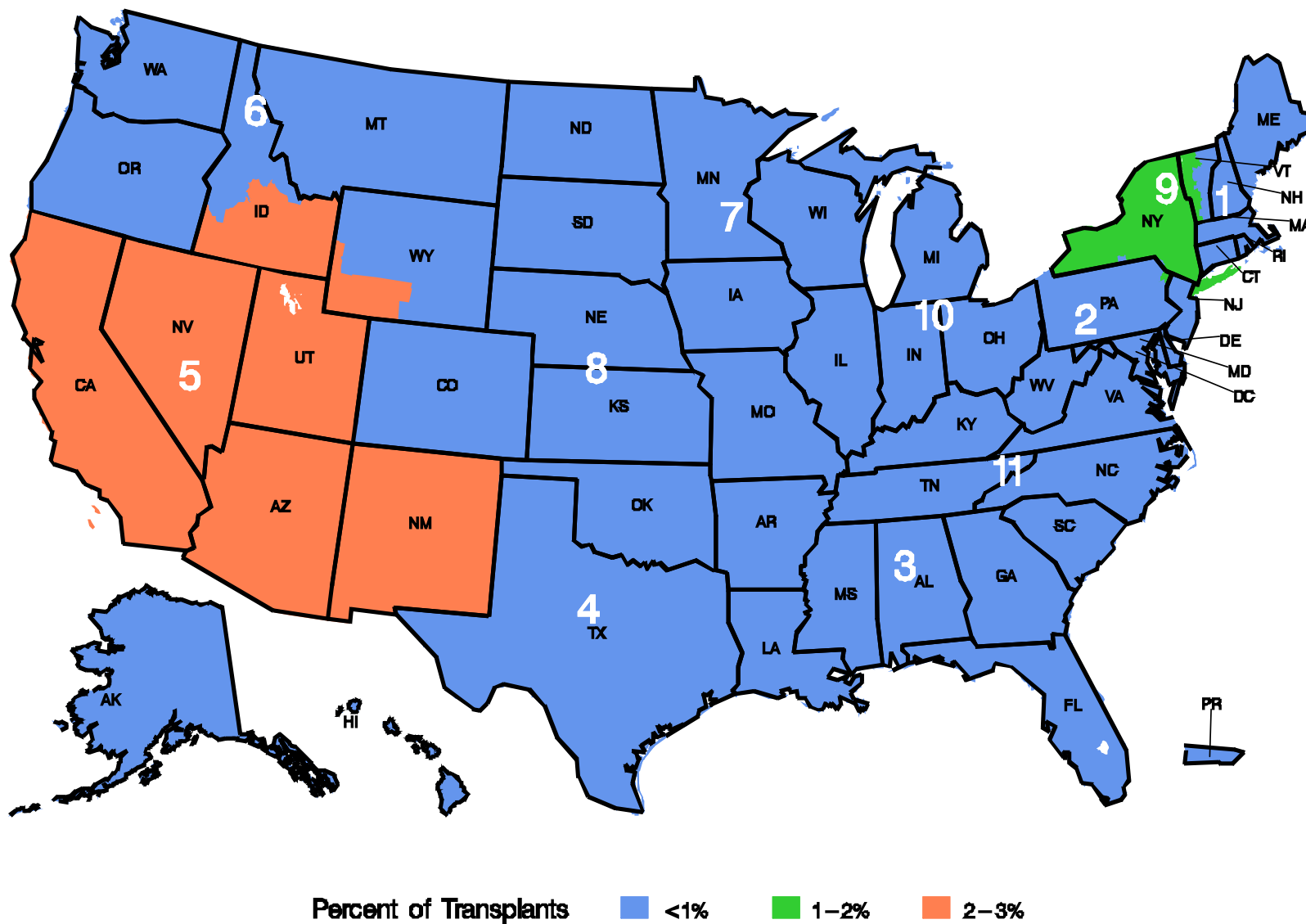


Table 2A. Number of non-U.S. resident registrations added to the waiting list at U.S. programs during 2013, includes all programs with at least one waiting list registration added during the year

Organ	Number of Non-U.S. Resident Registrations Added										Total	
	None		One		Two		Three		Four or More			
	No. of Programs	% of Programs	No. of Programs	% of Programs	No. of Programs	% of Programs	No. of Programs	% of Programs	No. of Programs	% of Programs	No. of Programs	% of Programs
Kidney	168	71.2	27	11.4	15	6.4	8	3.4	18	7.6	236	100.0
Kidney-Pancreas	119	99.2	1	0.8	0	0	0	0	0	0	120	100.0
Pancreas	92	95.8	1	1.0	1	1.0	2	2.1	0	0	96	100.0
Liver	99	71.7	16	11.6	6	4.3	6	4.3	11	8.0	138	100.0
Intestine	14	77.8	1	5.6	1	5.6	1	5.6	1	5.6	18	100.0
Heart	106	83.5	14	11.0	5	3.9	1	0.8	1	0.8	127	100.0
Lung	49	75.4	9	13.8	4	6.2	1	1.5	2	3.1	65	100.0
Heart-Lung	19	100.0	0	0	0	0	0	0	0	0	19	100.0
Total	666	81.3	69	8.4	32	3.9	19	2.3	33	4.0	819	100.0

Table 2B. Percent of non-U.S. resident registrations added to the waiting list at U.S. programs during 2013, includes all programs with at least one waiting list registration added during the year

Organ	Percent of Non-U.S. Resident Registrations Added								Total	
	0%		Less Than 1%		1% to Less Than 5%		5%+			
	No. of Programs	% of Programs	No. of Programs	% of Programs	No. of Programs	% of Programs	No. of Programs	% of Programs	No. of Programs	% of Programs
Kidney	168	71.2	28	11.9	30	12.7	10	4.2	236	100.0
Kidney-Pancreas	119	99.2	0	0	1	0.8	0	0	120	100.0
Pancreas	92	95.8	0	0	0	0	4	4.2	96	100.0
Liver	99	71.7	10	7.2	20	14.5	9	6.5	138	100.0
Intestine	14	77.8	0	0	0	0	4	22.2	18	100.0
Heart	106	83.5	0	0	13	10.2	8	6.3	127	100.0
Lung	49	75.4	1	1.5	11	16.9	4	6.2	65	100.0
Heart-Lung	19	100.0	0	0	0	0	0	0	19	100.0
Total	666	81.3	39	4.8	75	9.2	39	4.8	819	100.0

Figure 3A. Number of non-U.S. resident registrations added to the waiting list at U.S. programs during 2013, includes all programs with at least one waiting list registration added during the year

Boxes illustrate the 25th – 75th percentiles, and endpoints represent the 95th percentile.

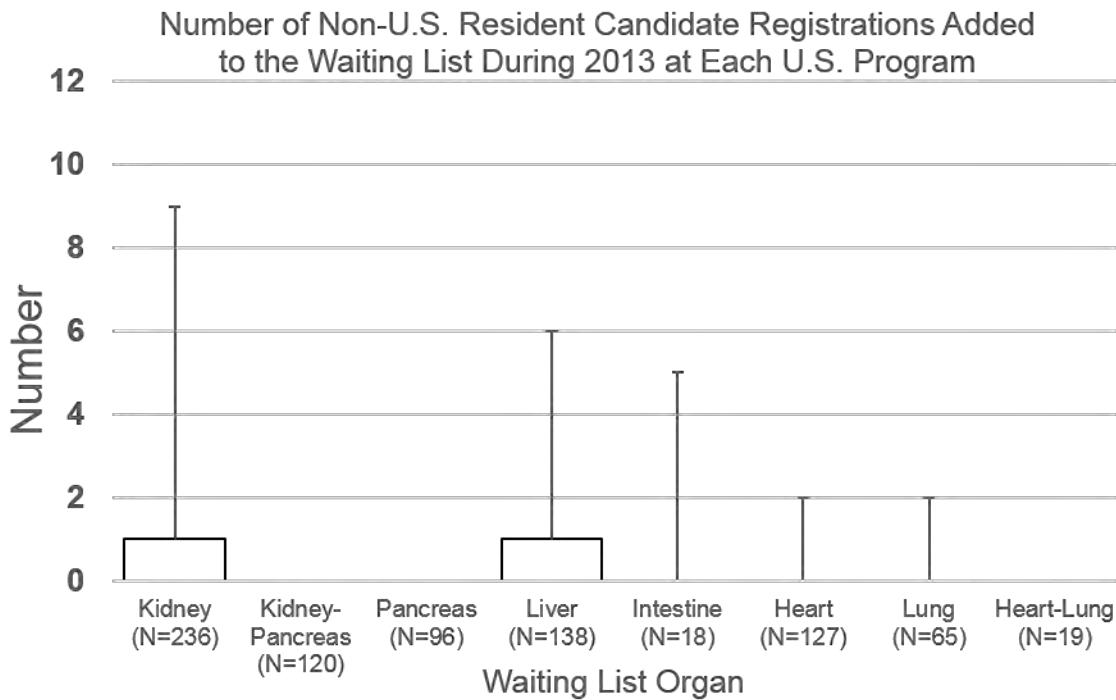
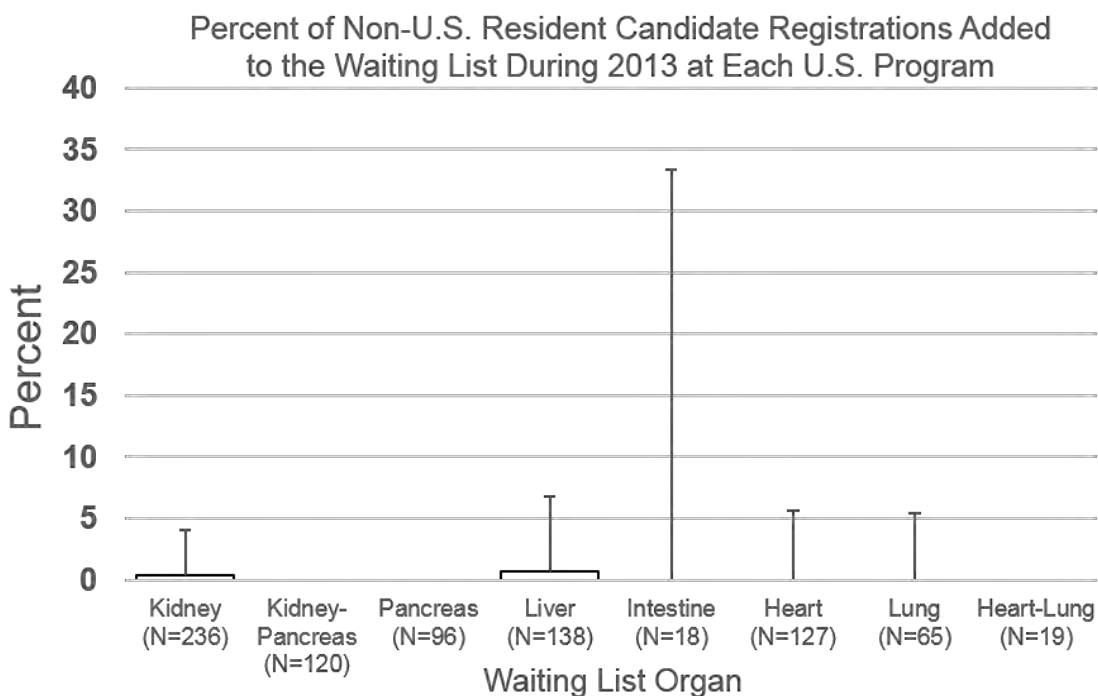


Figure 3B. Percent of non-U.S. resident registrations added to the waiting list at U.S. programs during 2013, includes all programs with at least one waiting list registration added during the year

Boxes illustrate the 25th – 75th percentiles, and endpoints represent the 95th percentile.



Note that many of the boxes do not appear on the graphs. This is because, for the majority of organ groups, the 75th percentiles of the number and percent of non-U.S. resident candidate registrations added to the waiting list during 2013 are zero.

Tables 3, 4A, and 4B, and Figures 4A and 4B provide similar data, but for deceased donor transplants performed rather than registrations added to the waiting list. As described in the “Methods” section, it is more difficult to make accurate conclusions from this group since it is a mixture of recipients added to the waiting list before and after the change in data collection categories that occurred in March, 2012.

However, it is clear that there is no dramatic difference between the percentage of non-U.S. residents added to the waiting list and those receiving a deceased donor organ transplant. This is true overall and by each organ type, although the greatest differences are seen in organ groups with the smallest volume of cases, such as intestine or pancreas.

Similar to the waiting list data, Figures 4A and 4B clearly show that most centers did not have any deceased donor organ recipients during 2013 that were reported as non-U.S. residents. The largest number of recipients reported as non-U.S. residents at a program was 15 for kidney programs and six for liver during the year.

Table 5 displays the recipient citizenship status for living donor transplants in the same year. Of all living donor transplants performed in 2013, 1.3% (75) were in recipients reported to be non-U.S. residents, and this ranged from 1.2% (66) of kidney transplants to 3.6% (9) of liver.

Following the “Path Forward” section of this report, data for each organ group except heart-lung are displayed. Data include graphical representations of the number and percentage of non-U.S. resident additions and transplants, along with detailed center-specific data tables.

Table 3. Recipient citizenship and residency for deceased donor transplants performed during 2012-2013

Organ	2013									2012								
	Total Transplants	Total of Non-U.S. Residents and Non-Resident Aliens		Non-U.S. Citizen Non-U.S. Resident in U.S. for Other Reason		Non-U.S. Citizen Non-U.S. Resident in U.S. for Transplant		Non-Resident Alien (Listings Prior to March 2012)		Total Transplants	Total of Non-U.S. Residents and Non-Resident Aliens		Non-U.S. Citizen Non-U.S. Resident in U.S. for Other Reason		Non-U.S. Citizen Non-U.S. Resident in U.S. for Transplant		Non-Resident Alien (Listings Prior to March 2012)	
		N	N	%	N	%	N	%	N		%	N	N	%	N	%	N	%
Kidney	11161	102	0.9%	34	0.3%	7	0.1%	61	0.5%	10868	88	0.8%	22	0.2%	3	0%	63	0.6%
Kidney-Pancreas	761	2	0.3%	1	0.1%	0	0%	1	0.1%	801	2	0.2%	0	0%	1	0.1%	1	0.1%
Pancreas	256	6	2.3%	0	0%	5	2.0%	1	0.4%	242	3	1.2%	0	0%	1	0.4%	2	0.8%
Liver	6203	70	1.1%	22	0.4%	44	0.7%	4	0.1%	6010	55	0.9%	9	0.1%	26	0.4%	20	0.3%
Intestine	108	9	8.3%	0	0%	8	7.4%	1	0.9%	106	7	6.6%	0	0%	3	2.8%	4	3.8%
Heart	2531	21	0.8%	3	0.1%	16	0.6%	2	0.1%	2378	17	0.7%	4	0.2%	9	0.4%	4	0.2%
Lung	1922	14	0.7%	2	0.1%	12	0.6%	0	0%	1753	14	0.8%	0	0%	9	0.5%	5	0.3%
Heart-Lung	23	0	0%	0	0%	0	0%	0	0%	29	0	0%	0	0%	0	0%	0	0%
Total	22965	224	1.0%	62	0.3%	92	0.4%	70	0.3%	22187	186	0.8%	35	0.2%	52	0.2%	99	0.4%

Table 4A. Number of non-U.S. resident recipient deceased donor transplants performed during 2013 at programs in the U.S., includes all programs with at least one deceased donor transplant during 2013

Organ	Number of Non-U.S. Resident Recipient Deceased Donor Transplants										Total	
	None		One		Two		Three		Four or More		No. of Programs	% of Programs
	No. of Programs	% of Programs	No. of Programs	% of Programs	No. of Programs	% of Programs	No. of Programs	% of Programs	No. of Programs	% of Programs		
Kidney	174	74.0	35	14.9	10	4.3	4	1.7	12	5.1	235	100.0
Kidney-Pancreas	110	98.2	2	1.8	0	0	0	0	0	0	112	100.0
Pancreas	65	94.2	2	2.9	2	2.9	0	0	0	0	69	100.0
Liver	104	75.9	16	11.7	4	2.9	5	3.6	8	5.8	137	100.0
Intestine	11	68.8	3	18.8	1	6.3	0	0	1	6.3	16	100.0
Heart	111	88.1	11	8.7	3	2.4	0	0	1	0.8	126	100.0
Lung	57	87.7	4	6.2	2	3.1	2	3.1	0	0	65	100.0
Heart-Lung	15	100.0	0	0	0	0	0	0	0	0	15	100.0
Total	647	83.5	73	9.4	22	2.8	11	1.4	22	2.8	775	100.0

Table 4B. Percent of non-U.S. resident recipient deceased donor transplants performed during 2013 at programs in the U.S., includes all programs with at least one deceased donor transplant during 2013

Organ	Percent of Non-U.S. Resident Recipient Deceased Donor Transplants								Total	
	0%		Less Than 1%		1% to Less Than 5%		5%+			
	No. of Programs	% of Programs	No. of Programs	% of Programs	No. of Programs	% of Programs	No. of Programs	% of Programs	No. of Programs	% of Programs
Kidney	174	74.0	16	6.8	30	12.8	15	6.4	235	100.0
Kidney-Pancreas	110	98.2	0	0	0	0	2	1.8	112	100.0
Pancreas	65	94.2	0	0	0	0	4	5.8	69	100.0
Liver	104	75.9	2	1.5	22	16.1	9	6.6	137	100.0
Intestine	11	68.8	0	0	0	0	5	31.3	16	100.0
Heart	111	88.1	0	0	6	4.8	9	7.1	126	100.0
Lung	57	87.7	1	1.5	4	6.2	3	4.6	65	100.0
Heart-Lung	15	100.0	0	0	0	0	0	0	15	100.0
Total	647	83.5	19	2.5	62	8.0	47	6.1	775	100.0

Figure 4A. Number of non-U.S. resident recipient deceased donor transplants performed during 2013 at programs in the U.S., includes all programs with at least one deceased donor transplant during 2013

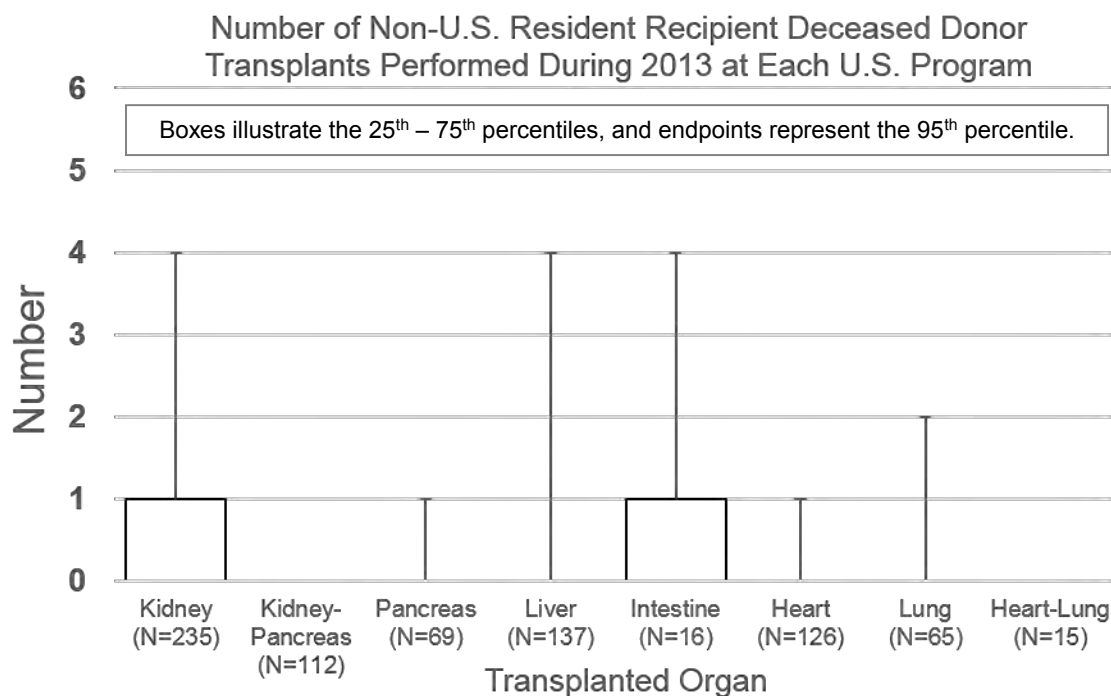
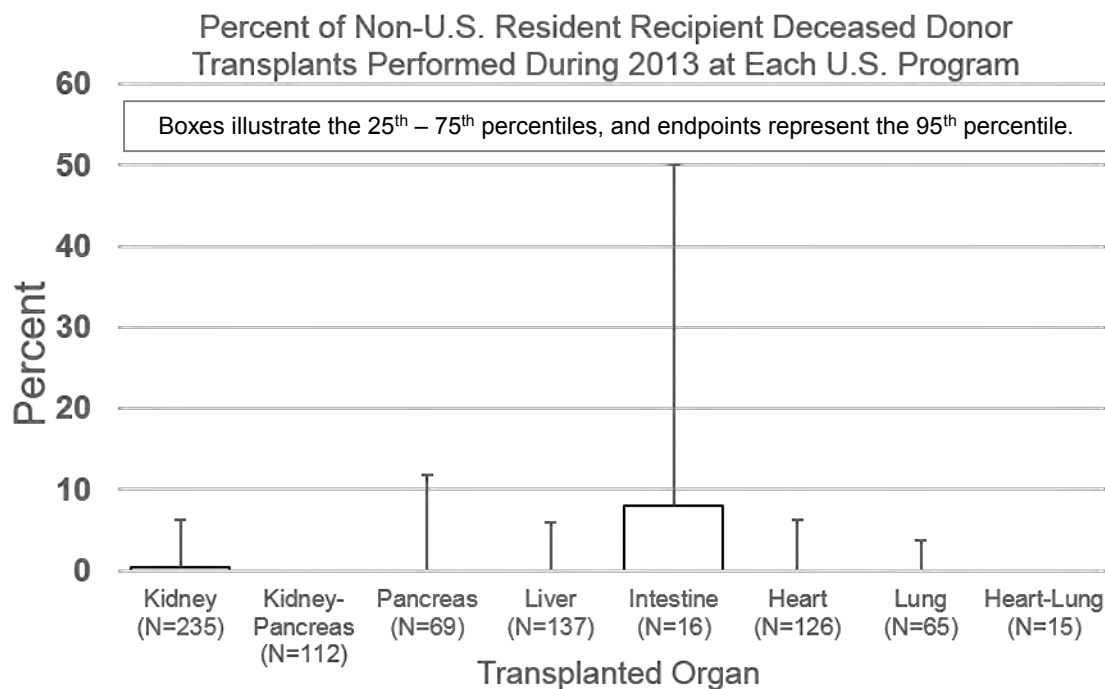


Figure 4B. Percent of non-U.S. resident recipient deceased donor transplants performed during 2013 at programs in the U.S., includes all programs with at least one deceased donor transplant during 2013



Note that many of the boxes do not appear on the graphs. This is because, for the majority of organ groups, the 75th percentiles of the number and percent of non-U.S. resident recipient deceased donor transplants performed during 2013 are zero.

Table 5. Recipient citizenship and residency for living donor transplants performed during 2012-2013

Organ	2013									2012								
	Total Transplants	Total of Non-U.S. Residents and Non-Resident Aliens		Non-U.S. Citizen Non-U.S. Resident in U.S. for Other Reason		Non-U.S. Citizen Non-U.S. Resident in U.S. for Transplant		Non-Resident Alien (Listings Prior to March 2012)		Total Transplants	Total of Non-U.S. Residents and Non-Resident Aliens		Non-U.S. Citizen Non-U.S. Resident in U.S. for Other Reason		Non-U.S. Citizen Non-U.S. Resident in U.S. for Transplant		Non-Resident Alien (Listings Prior to March 2012)	
		N	N	%	N	%	N	%	N		%	N	N	%	N	%	N	%
Kidney	5732	66	1.2%	23	0.4%	26	0.5%	17	0.3%	5619	66	1.2%	12	0.2%	15	0.3%	39	0.7%
Kidney-Pancreas	1	0	0%	0	0%	0	0%	0	0%	0	0	0	0	0	0	0	0	0
Liver	252	9	3.6%	0	0%	9	3.6%	0	0%	246	5	2.0%	0	0%	3	1.2%	2	0.8%
Intestine	1	0	0%	0	0%	0	0%	0	0%	0	0	0	0	0	0	0	0	0
Lung	1	0	0%	0	0%	0	0%	0	0%	1	0	0%	0	0%	0	0%	0	0%
Total	5987	75	1.3%	23	0.4%	35	0.6%	17	0.3%	5866	71	1.2%	12	0.2%	18	0.3%	41	0.7%

Path Forward

The OPTN Ad Hoc International Relations Committee looks forward to continuing its work evaluating the impact of the transplantation of non-U.S. residents on the U.S. transplant system. The OPTN Board of Directors previously approved the addition of a new data element that, once implemented, will capture the country of residence for these patients. The Committee is also looking into implementing the voluntary survey of transplant programs that transplant non-U.S. residents as outlined in current policy. However, at this point in time, the Committee has not come to any conclusions on what the threshold will be to survey transplant programs, nor what questions will be asked of transplant programs. The intent of the survey is to provide additional information to better understand the situations under which these types of transplants take place. The Committee also intends to continue its efforts to educate the community on the new data collection categories to enhance quality data reporting for future reports.

Kidney

Figures 5A and 5B graphically display that all regions, as well as the United States overall, saw less than 4% of adult and pediatric kidney waiting list registrations added during 2013 for non-U.S. citizen/non-U.S. residents. Tables 6-8 provide the detailed kidney program-specific information for waiting list additions, deceased donor transplants, and living donor transplants performed during 2012 and 2013. Table 6 is also displayed graphically in Figures 6 and 7.

For waiting list registrations (Table 6), 69 (0.2%) of 38,084 adult and pediatric kidney waiting list registrations added to the waiting list in 2013 were non-U.S. citizen/non-U.S. residents in the U.S. solely for the purpose of transplant. While there were programs with more than 5% total non-U.S. residents, no single transplant center saw more than 5% of total added kidney registrations in 2013 for those specifically in the U.S. for the purpose of a transplant.

Figure 5A. By region, candidate citizenship and residency for kidney registrations added to the waiting list during 2013

(NOTE: Y-AXIS PERCENTAGES BEGIN AT 80%)

Kidney Waiting List Registrations Added During 2013 by Region and Citizenship/Residency at Listing

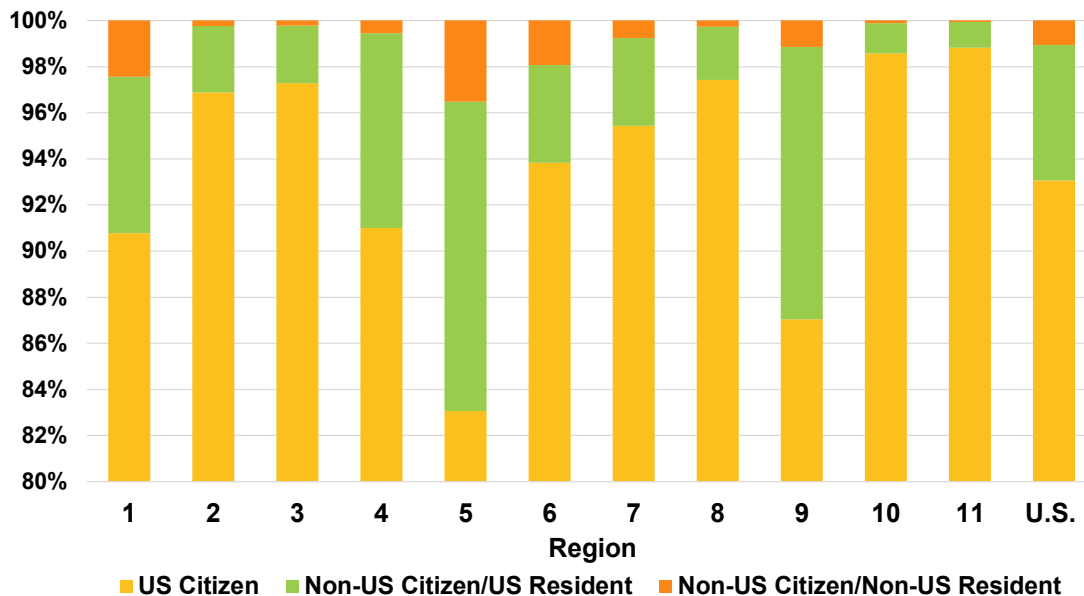
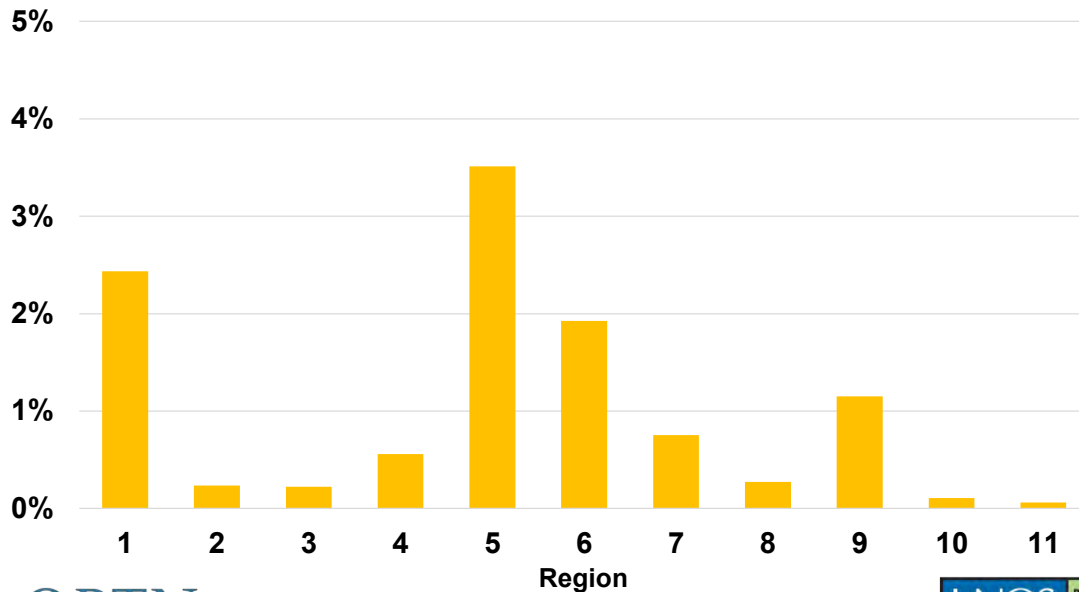


Figure 5B. By region, percent of non-U.S. citizen/non-U.S. resident kidney registrations added to the waiting list during 2013

Percent of Kidney Waiting List Registrations Added in 2013 for Non-U.S. Residents by Region of Listing



OPTN



Figure 6. By program, number of non-U.S. citizen/non-U.S. resident kidney registrations added to the waiting list during 2013

Number of Non-Citizen/Non-Resident Kidney WL Additions During 2013 by Program (N=236 Programs, 168 with None)



OPTN



Figure 7. By program, percent of non-U.S. citizen/non-U.S. resident kidney registrations added to the waiting list during 2013

Percent of Non-Citizen/Non-Resident Kidney WL Additions During 2013 by Program (N=236 Programs, 168 with None)



OPTN



Table 6. Candidate citizenship and residency for kidney registrations added to the waiting list during 2012-2013

Transplant Center	2013								2012							
	Total Added	Total of Non-U.S. Residents		Non-U.S. Citizen Non-U.S. Resident in U.S. for Other Reason		Non-U.S. Citizen Non-U.S. Resident in U.S. for Transplant		Total Added	Total of Non-U.S. Residents and Non-Resident Aliens		Non-U.S. Citizen Non-U.S. Resident in U.S. for Other Reason		Non-U.S. Citizen Non-U.S. Resident in U.S. for Transplant		Non-Resident Alien (Listings Prior to March 2012)	
	N	N	%	N	%	N	%	N	N	%	N	%	N	%	N	%
ALCH-TX1-Children's of Alabama	36	0	0%	0	0%	0	0%	0	0	0	0	0	0	0	0	0
ALUA-TX1-Univ of Alabama Hospital	678	0	0%	0	0%	0	0%	885	0	0%	0	0%	0	0%	0	0%
ALVA-TX1-Birmingham VA Medical Center	14	0	0%	0	0%	0	0%	0	0	0	0	0	0	0	0	0
ARBH-TX1-Baptist Medical Center	62	0	0%	0	0%	0	0%	58	0	0%	0	0%	0	0%	0	0%
ARCH-TX1-Arkansas Children's Hospital	7	0	0%	0	0%	0	0%	7	0	0%	0	0%	0	0%	0	0%
ARUA-TX1-UAMS Medical Center	101	0	0%	0	0%	0	0%	78	0	0%	0	0%	0	0%	0	0%
AZCH-TX1-Phoenix Children's Hospital	9	0	0%	0	0%	0	0%	11	0	0%	0	0%	0	0%	0	0%
AZGS-TX1-Banner Good Samaritan Medical Ctr	258	0	0%	0	0%	0	0%	269	2	0.7%	2	0.7%	0	0%	0	0%
AZMC-TX1-Mayo Clinic Hospital	435	0	0%	0	0%	0	0%	416	1	0.2%	1	0.2%	0	0%	0	0%
AZUA-TX1-University Medical Ctr, Univ of AZ	102	2	2.0%	2	2.0%	0	0%	148	0	0%	0	0%	0	0%	0	0%
CACH-TX1-Rady Children's Hosp & Health Center	19	0	0%	0	0%	0	0%	16	1	6.3%	0	0%	1	6.3%	0	0%
CACL-TX1-Childrens Hospital Los Angeles	24	0	0%	0	0%	0	0%	20	1	5.0%	0	0%	1	5.0%	0	0%
CACS-TX1-Cedars-Sinai Med Center	366	15	4.1%	12	3.3%	3	0.8%	399	4	1.0%	4	1.0%	0	0%	0	0%
CAGH-TX1-Scripps Green Hospital	209	0	0%	0	0%	0	0%	170	2	1.2%	2	1.2%	0	0%	0	0%
CAIM-TX1-UCI Medical Center	143	38	26.6%	38	26.6%	0	0%	133	29	21.8%	25	18.8%	0	0%	4	3.0%
CALA-TX1-Harbor UCLA Med Center	105	54	51.4%	53	50.5%	1	1.0%	67	28	41.8%	26	38.8%	0	0%	2	3.0%
CALL-TX1-Loma Linda Univ Med Ctr	293	0	0%	0	0%	0	0%	268	10	3.7%	10	3.7%	0	0%	0	0%
CAPC-TX1-Lucile Salter Packard Children's Hosp	42	0	0%	0	0%	0	0%	39	1	2.6%	1	2.6%	0	0%	0	0%
CAPM-TX1-California Pacific Med Ctr	603	44	7.3%	43	7.1%	1	0.2%	550	34	6.2%	33	6.0%	0	0%	1	0.2%
CARC-TX1-Riverside Community Hosp	50	0	0%	0	0%	0	0%	75	0	0%	0	0%	0	0%	0	0%
CASD-TX1-UCSD Medical Center	190	2	1.1%	0	0%	2	1.1%	198	0	0%	0	0%	0	0%	0	0%
CASF-TX1-Univ of CA San Francisco Med Ctr	1003	21	2.1%	19	1.9%	2	0.2%	1068	7	0.7%	4	0.4%	2	0.2%	1	0.1%
CASG-TX1-Sutter Memorial Hospital	0	0	0	0	0	0	0	58	0	0%	0	0%	0	0%	0	0%

Transplant Center	2013								2012							
	Total Added	Total of Non-U.S. Residents		Non-U.S. Citizen Non-U.S. Resident in U.S. for Other Reason		Non-U.S. Citizen Non-U.S. Resident in U.S. for Transplant		Total Added	Total of Non-U.S. Residents and Non-Resident Aliens		Non-U.S. Citizen Non-U.S. Resident in U.S. for Other Reason		Non-U.S. Citizen Non-U.S. Resident in U.S. for Transplant		Non-Resident Alien (Listings Prior to March 2012)	
	N	N	%	N	%	N	%	N	N	%	N	%	N	%	N	%
CASH-TX1-Sharp Memorial Hospital	128	2	1.6%	2	1.6%	0	0%	154	6	3.9%	6	3.9%	0	0%	0	0%
CASJ-TX1-St Joseph Hospital	54	1	1.9%	1	1.9%	0	0%	51	1	2.0%	1	2.0%	0	0%	0	0%
CASM-TX1-UC Davis Medical Center	578	1	0.2%	1	0.2%	0	0%	380	1	0.3%	1	0.3%	0	0%	0	0%
CASU-TX1-Stanford Univ Med Ctr	426	29	6.8%	29	6.8%	0	0%	396	25	6.3%	25	6.3%	0	0%	0	0%
CASV-TX1-St. Vincent Medical Center	94	0	0%	0	0%	0	0%	115	1	0.9%	1	0.9%	0	0%	0	0%
CAUC-TX1-UCLA Medical Center	548	2	0.4%	0	0%	2	0.4%	618	0	0%	0	0%	0	0%	0	0%
CAUH-TX1-Keck Hospital of USC	358	7	2.0%	7	2.0%	0	0%	293	4	1.4%	3	1.0%	1	0.3%	0	0%
COCH-TX1-Children's Hospital Colorado	20	0	0%	0	0%	0	0%	7	0	0%	0	0%	0	0%	0	0%
COPM-TX1-Centura Porter Adventist Hosp	209	0	0%	0	0%	0	0%	176	0	0%	0	0%	0	0%	0	0%
COSL-TX1-Presbyterian/ St Lukes Med Ctr	116	1	0.9%	1	0.9%	0	0%	92	0	0%	0	0%	0	0%	0	0%
COUC-TX1-University of Colorado Hospital/HSC	254	2	0.8%	2	0.8%	0	0%	221	1	0.5%	0	0%	1	0.5%	0	0%
CTHH-TX1-Hartford Hospital	118	0	0%	0	0%	0	0%	125	0	0%	0	0%	0	0%	0	0%
CTYN-TX1-Yale New Haven Hosp	263	0	0%	0	0%	0	0%	255	1	0.4%	1	0.4%	0	0%	0	0%
DCCH-TX1-Children's National Medical Ctr	15	1	6.7%	1	6.7%	0	0%	16	0	0%	0	0%	0	0%	0	0%
DCGU-TX1-Georgetown Univ Med Ctr	216	2	0.9%	1	0.5%	1	0.5%	161	4	2.5%	2	1.2%	1	0.6%	1	0.6%
DCWH-TX1-Washington Hospital Center	210	0	0%	0	0%	0	0%	131	0	0%	0	0%	0	0%	0	0%
DCWR-TX1-Walter Reed National Military	43	0	0%	0	0%	0	0%	45	0	0%	0	0%	0	0%	0	0%
DEAI-TX1-Alfred I duPont Hospital for Children	2	0	0%	0	0%	0	0%	7	0	0%	0	0%	0	0%	0	0%
DECC-TX1-Christiana Care Health Services	130	0	0%	0	0%	0	0%	99	0	0%	0	0%	0	0%	0	0%
FLBC-TX1-Broward General Medical Center	1	0	0%	0	0%	0	0%	0	0	0	0	0	0	0	0	0
FLCC-TX1-Cleveland Clinic Florida Weston	46	1	2.2%	0	0%	1	2.2%	0	0	0	0	0	0	0	0	0
FLFH-TX1-Florida Hospital Medical Center	229	0	0%	0	0%	0	0%	237	0	0%	0	0%	0	0%	0	0%
FLFR-TX1-Gulf Coast Medical Center	142	0	0%	0	0%	0	0%	80	0	0%	0	0%	0	0%	0	0%
FLHM-TX1-Halifax Medical Center	25	0	0%	0	0%	0	0%	41	0	0%	0	0%	0	0%	0	0%
FLJM-TX1-Jackson Memorial Hospital	754	6	0.8%	4	0.5%	2	0.3%	598	9	1.5%	2	0.3%	6	1.0%	1	0.2%

Transplant Center	2013								2012							
	Total Added	Total of Non-U.S. Residents		Non-U.S. Citizen Non-U.S. Resident in U.S. for Other Reason		Non-U.S. Citizen Non-U.S. Resident in U.S. for Transplant		Total Added	Total of Non-U.S. Residents and Non-Resident Aliens		Non-U.S. Citizen Non-U.S. Resident in U.S. for Other Reason		Non-U.S. Citizen Non-U.S. Resident in U.S. for Transplant		Non-Resident Alien (Listings Prior to March 2012)	
	N	N	%	N	%	N	%	N	N	%	N	%	N	%	N	%
FLSL-TX1-Mayo Clinic Florida	324	2	0.6%	0	0%	2	0.6%	329	0	0%	0	0%	0	0%	0	0%
FLTG-TX1-Tampa General Hospital	412	1	0.2%	0	0%	1	0.2%	358	2	0.6%	1	0.3%	1	0.3%	0	0%
FLUF-TX1-Shands Hosp at Univ of FI	195	0	0%	0	0%	0	0%	257	0	0%	0	0%	0	0%	0	0%
GAEH-TX1-Children's Healthcare of Atlanta	13	0	0%	0	0%	0	0%	23	0	0%	0	0%	0	0%	0	0%
GAEM-TX1-Emory University Hospital	569	1	0.2%	1	0.2%	0	0%	541	0	0%	0	0%	0	0%	0	0%
GAMC-TX1-Georgia Health Sciences Medical Ctr	310	0	0%	0	0%	0	0%	263	0	0%	0	0%	0	0%	0	0%
GAPH-TX1-Piedmont Hospital	404	0	0%	0	0%	0	0%	363	1	0.3%	1	0.3%	0	0%	0	0%
HIQM-TX1-The Queen's Medical Center	158	13	8.2%	9	5.7%	4	2.5%	32	1	3.1%	1	3.1%	0	0%	0	0%
IAIM-TX1-Iowa Methodist Medical Center	52	0	0%	0	0%	0	0%	45	0	0%	0	0%	0	0%	0	0%
IAIV-TX1-Univ of Iowa Hosp and Clinics	115	0	0%	0	0%	0	0%	117	0	0%	0	0%	0	0%	0	0%
IAIV-VA1-Iowa City VA Medical Center	45	0	0%	0	0%	0	0%	42	0	0%	0	0%	0	0%	0	0%
IAMH-TX1-Mercy Medical Center	61	0	0%	0	0%	0	0%	47	0	0%	0	0%	0	0%	0	0%
ILCH-TX1-Advocate Christ Medical Center	41	0	0%	0	0%	0	0%	21	0	0%	0	0%	0	0%	0	0%
ILCM-TX1-Ann & Robert H. Lurie Children's Hosp	20	0	0%	0	0%	0	0%	30	0	0%	0	0%	0	0%	0	0%
ILLU-TX1-Loyola Univ Med Center	143	1	0.7%	1	0.7%	0	0%	281	3	1.1%	3	1.1%	0	0%	0	0%
ILMM-TX1-Memorial Medical Center	69	0	0%	0	0%	0	0%	96	0	0%	0	0%	0	0%	0	0%
ILNM-TX1-Northwestern Memorial Hospital	523	0	0%	0	0%	0	0%	476	0	0%	0	0%	0	0%	0	0%
ILPL-TX1-Rush University Med Ctr	231	2	0.9%	2	0.9%	0	0%	122	2	1.6%	2	1.6%	0	0%	0	0%
ILSF-TX1-OSF St Francis Med Ctr	75	0	0%	0	0%	0	0%	100	0	0%	0	0%	0	0%	0	0%
ILUC-TX1-Univ of Chicago Med Ctr	178	1	0.6%	0	0%	1	0.6%	135	2	1.5%	0	0%	2	1.5%	0	0%
ILUI-TX1-University of Illinois Medical Center	251	0	0%	0	0%	0	0%	248	1	0.4%	0	0%	0	0%	1	0.4%
INIM-TX1-Indiana University Health	416	0	0%	0	0%	0	0%	407	0	0%	0	0%	0	0%	0	0%
INLH-TX1-Lutheran Hosp of Ft Wayne	66	0	0%	0	0%	0	0%	94	0	0%	0	0%	0	0%	0	0%
INSV-TX1-St Vincent Hosp and Health Care Ctr	92	0	0%	0	0%	0	0%	114	1	0.9%	1	0.9%	0	0%	0	0%
KSFV-TX1-Via Christi Hospitals Wichita, Inc.	0	0	0%	0	0%	0	0%	18	0	0%	0	0%	0	0%	0	0%

Transplant Center	2013								2012							
	Total Added	Total of Non-U.S. Residents		Non-U.S. Citizen Non-U.S. Resident in U.S. for Other Reason		Non-U.S. Citizen Non-U.S. Resident in U.S. for Transplant		Total Added	Total of Non-U.S. Residents and Non-Resident Aliens		Non-U.S. Citizen Non-U.S. Resident in U.S. for Other Reason		Non-U.S. Citizen Non-U.S. Resident in U.S. for Transplant		Non-Resident Alien (Listings Prior to March 2012)	
	N	N	%	N	%	N	%	N	N	%	N	%	N	%	N	%
KSUK-TX1-University of Kansas Hospital	175	1	0.6%	1	0.6%	0	0%	188	1	0.5%	1	0.5%	0	0%	0	0%
KYJH-TX1-Jewish Hospital	103	0	0%	0	0%	0	0%	120	0	0%	0	0%	0	0%	0	0%
KYKC-TX1-Kosair Children's Hospital	4	0	0%	0	0%	0	0%	1	0	0%	0	0%	0	0%	0	0%
KYUK-TX1-Univ of Kentucky Med Ctr	189	1	0.5%	1	0.5%	0	0%	227	1	0.4%	1	0.4%	0	0%	0	0%
LACH-TX1-Children's Hospital	7	0	0%	0	0%	0	0%	12	0	0%	0	0%	0	0%	0	0%
LAOF-TX1-Ochsner Foundation Hospital	380	1	0.3%	0	0%	1	0.3%	285	1	0.4%	0	0%	1	0.4%	0	0%
LATU-TX1-Tulane Medical Center	138	0	0%	0	0%	0	0%	128	0	0%	0	0%	0	0%	0	0%
LAWK-TX1-Willis-Knighton Medical Center	62	0	0%	0	0%	0	0%	60	0	0%	0	0%	0	0%	0	0%
MABI-TX1-Beth Israel Deaconess Med Ctr	160	1	0.6%	1	0.6%	0	0%	135	3	2.2%	1	0.7%	1	0.7%	1	0.7%
MABS-TX1-Baystate Medical Center	39	0	0%	0	0%	0	0%	48	0	0%	0	0%	0	0%	0	0%
MABU-TX1-Boston Medical Center	100	29	29.0%	25	25.0%	4	4.0%	50	7	14.0%	5	10%	0	0%	2	4.0%
MACH-TX1-Boston Children's Hospital	24	0	0%	0	0%	0	0%	14	0	0%	0	0%	0	0%	0	0%
MALC-TX1-Lahey Clinic Med Ctr	67	1	1.5%	0	0%	1	1.5%	73	0	0%	0	0%	0	0%	0	0%
MAMG-TX1-Massachusetts General Hospital	201	1	0.5%	1	0.5%	0	0%	160	1	0.6%	1	0.6%	0	0%	0	0%
MANM-TX1-Tufts Medical Center	55	0	0%	0	0%	0	0%	55	2	3.6%	2	3.6%	0	0%	0	0%
MAPB-TX1-Brigham and Women's Hosp	79	1	1.3%	0	0%	1	1.3%	76	7	9.2%	1	1.3%	6	7.9%	0	0%
MAUM-TX1-UMass Memorial Medical Center	84	0	0%	0	0%	0	0%	95	1	1.1%	0	0%	0	0%	1	1.1%
MDJH-TX1-Johns Hopkins Hospital	614	0	0%	0	0%	0	0%	268	1	0.4%	0	0%	1	0.4%	0	0%
MDUM-TX1-Univ of Maryland Med System	655	0	0%	0	0%	0	0%	507	1	0.2%	0	0%	0	0%	1	0.2%
MEMC-TX1-Maine Medical Center	37	0	0%	0	0%	0	0%	61	0	0%	0	0%	0	0%	0	0%
MIBH-TX1-William Beaumont Hospital	162	0	0%	0	0%	0	0%	139	0	0%	0	0%	0	0%	0	0%
MICH-TX1-Children's Hosp of Michigan	13	0	0%	0	0%	0	0%	4	0	0%	0	0%	0	0%	0	0%
MIDV-TX1-Helen DeVos Children's Hospital	3	0	0%	0	0%	0	0%	0	0	0	0	0	0	0	0	0
MIHF-TX1-Henry Ford Hospital	240	1	0.4%	1	0.4%	0	0%	214	0	0%	0	0%	0	0%	0	0%
MIHH-TX1-Harper Univ Hospital Detroit Med Ctr	86	0	0%	0	0%	0	0%	97	1	1.0%	0	0%	1	1.0%	0	0%

Transplant Center	2013								2012							
	Total Added	Total of Non-U.S. Residents		Non-U.S. Citizen Non-U.S. Resident in U.S. for Other Reason		Non-U.S. Citizen Non-U.S. Resident in U.S. for Transplant		Total Added	Total of Non-U.S. Residents and Non-Resident Aliens		Non-U.S. Citizen Non-U.S. Resident in U.S. for Other Reason		Non-U.S. Citizen Non-U.S. Resident in U.S. for Transplant		Non-Resident Alien (Listings Prior to March 2012)	
		N	N	%	N	%	N		%	N	N	%	N	%	N	%
MISJ-TX1-St John Hosp and Med Ctr	98	0	0%	0	0%	0	0%	119	1	0.8%	1	0.8%	0	0%	0	0%
MISM-TX1-St. Mary's Health Care - Main Hosp.	133	0	0%	0	0%	0	0%	123	0	0%	0	0%	0	0%	0	0%
MIUM-TX1-Univ of Michigan Med Ctr	353	0	0%	0	0%	0	0%	411	1	0.2%	1	0.2%	0	0%	0	0%
MNAC-TX1-Univ of MN Amplatz Children's Hosp	27	0	0%	0	0%	0	0%	0	0	0	0	0	0	0	0	0
MNAN-TX1-Abbott Northwestern Hospital	76	0	0%	0	0%	0	0%	83	0	0%	0	0%	0	0%	0	0%
MNHC-TX1-Hennepin County Med Ctr	83	3	3.6%	3	3.6%	0	0%	130	0	0%	0	0%	0	0%	0	0%
MNMC-TX1-Rochester Methodist Hosp- Mayo Clinic	307	3	1.0%	2	0.7%	1	0.3%	244	1	0.4%	0	0%	1	0.4%	0	0%
MNSM-TX1-St Marys Hospital (Mayo Clinic)	14	0	0%	0	0%	0	0%	12	1	8.3%	1	8.3%	0	0%	0	0%
MNUM-TX1-Univ. of Minnesota Medical Center	375	13	3.5%	2	0.5%	11	2.9%	384	5	1.3%	1	0.3%	4	1.0%	0	0%
MOBH-TX1-Barnes-Jewish Hospital	334	1	0.3%	1	0.3%	0	0%	372	0	0%	0	0%	0	0%	0	0%
MOCG-TX1-Cardinal Glennon Childrens Hosp	8	0	0%	0	0%	0	0%	4	0	0%	0	0%	0	0%	0	0%
MOCH-TX1-St. Louis Children's Hospital	9	0	0%	0	0%	0	0%	10	0	0%	0	0%	0	0%	0	0%
MOCM-TX1-Children's Mercy Hospital	14	0	0%	0	0%	0	0%	20	0	0%	0	0%	0	0%	0	0%
MOLH-TX1-Saint Luke's Hospital of Kansas City	24	0	0%	0	0%	0	0%	44	0	0%	0	0%	0	0%	0	0%
MORH-TX1-Research Medical Center	83	0	0%	0	0%	0	0%	97	0	0%	0	0%	0	0%	0	0%
MOSL-TX1-St. Louis University Hospital	101	0	0%	0	0%	0	0%	107	1	0.9%	1	0.9%	0	0%	0	0%
MOUM-TX1-Univ of Missouri Hosp and Clinic	28	0	0%	0	0%	0	0%	45	0	0%	0	0%	0	0%	0	0%
MSUM-TX1-Univ of MS Med Ctr	244	0	0%	0	0%	0	0%	225	0	0%	0	0%	0	0%	0	0%
NCBG-TX1-Wake Forest Baptist Medical Center	211	0	0%	0	0%	0	0%	284	0	0%	0	0%	0	0%	0	0%
NCCM-TX1-Carolinas Medical Center	193	0	0%	0	0%	0	0%	253	0	0%	0	0%	0	0%	0	0%
NCDU-TX1-Duke University Hospital	216	0	0%	0	0%	0	0%	138	0	0%	0	0%	0	0%	0	0%
NCEC-TX1-Vidant Medical Center	187	0	0%	0	0%	0	0%	119	0	0%	0	0%	0	0%	0	0%
NCMH-TX1-UNC Hospitals	165	0	0%	0	0%	0	0%	213	0	0%	0	0%	0	0%	0	0%
NDMC-TX1-Sanford Bismarck Medical Center	22	0	0%	0	0%	0	0%	19	0	0%	0	0%	0	0%	0	0%
NDSL-TX1-Sanford Medical Center Fargo	31	0	0%	0	0%	0	0%	31	0	0%	0	0%	0	0%	0	0%

Exhibit C

Transplant Center	2013								2012							
	Total Added	Total of Non-U.S. Residents		Non-U.S. Citizen Non-U.S. Resident in U.S. for Other Reason		Non-U.S. Citizen Non-U.S. Resident in U.S. for Transplant		Total Added	Total of Non-U.S. Residents and Non-Resident Aliens		Non-U.S. Citizen Non-U.S. Resident in U.S. for Other Reason		Non-U.S. Citizen Non-U.S. Resident in U.S. for Transplant		Non-Resident Alien (Listings Prior to March 2012)	
	N	N	%	N	%	N	%	N	N	%	N	%	N	%	N	%
NEUN-TX1-The Nebraska Medical Center	177	0	0%	0	0%	0	0%	173	4	2.3%	0	0%	1	0.6%	3	1.7%
NHDH-TX1-Mary Hitchcock Memorial Hosp	63	0	0%	0	0%	0	0%	53	0	0%	0	0%	0	0%	0	0%
NJBI-TX1-Newark Beth Israel Med Ctr	77	0	0%	0	0%	0	0%	184	3	1.6%	2	1.1%	0	0%	1	0.5%
NJHK-TX1-Hackensack University Medical Center	16	0	0%	0	0%	0	0%	22	0	0%	0	0%	0	0%	0	0%
NJLL-TX1-Our Lady of Lourdes Med Ctr	103	0	0%	0	0%	0	0%	91	0	0%	0	0%	0	0%	0	0%
NJRW-TX1-Robert Wood Johnson University Hosp	162	0	0%	0	0%	0	0%	178	2	1.1%	2	1.1%	0	0%	0	0%
NJSB-TX1-St Barnabas Medical Center	650	2	0.3%	2	0.3%	0	0%	585	0	0%	0	0%	0	0%	0	0%
NJUH-TX1-University Hospital	0	0	0	0	0	0	0	3	0	0%	0	0%	0	0%	0	0%
NMAQ-TX1-University Hospital	84	4	4.8%	4	4.8%	0	0%	76	5	6.6%	3	3.9%	0	0%	2	2.6%
NMPH-TX1-Presbyterian Hospital	69	0	0%	0	0%	0	0%	73	0	0%	0	0%	0	0%	0	0%
NVUM-TX1-University Med Ctr of Southern NV	76	0	0%	0	0%	0	0%	63	0	0%	0	0%	0	0%	0	0%
NYAM-TX1-Albany Med Center Hospital	98	0	0%	0	0%	0	0%	109	0	0%	0	0%	0	0%	0	0%
NYCP-TX1-New York-Presbyterian/Columbia	468	9	1.9%	5	1.1%	4	0.9%	428	3	0.7%	2	0.5%	1	0.2%	0	0%
NYDS-TX1-SUNY Downstate Medical Center	123	0	0%	0	0%	0	0%	107	2	1.9%	1	0.9%	1	0.9%	0	0%
NYEC-TX1-Erie County Medical Center	163	0	0%	0	0%	0	0%	342	0	0%	0	0%	0	0%	0	0%
NYFL-TX1-Strong Memorial Hospital	125	0	0%	0	0%	0	0%	101	0	0%	0	0%	0	0%	0	0%
NYMA-TX1-Montefiore Medical Center	302	0	0%	0	0%	0	0%	313	3	1.0%	1	0.3%	2	0.6%	0	0%
NYMS-TX1-Mount Sinai Med Center	443	11	2.5%	6	1.4%	5	1.1%	363	9	2.5%	3	0.8%	5	1.4%	1	0.3%
NYNS-TX1-North Shore University Hospital	163	2	1.2%	2	1.2%	0	0%	115	0	0%	0	0%	0	0%	0	0%
NYNY-TX1-New York-Presbyterian/Weill Cornell	492	10	2.0%	7	1.4%	3	0.6%	470	6	1.3%	4	0.9%	1	0.2%	1	0.2%
NYSB-TX1-University Hosp of SUNY	97	0	0%	0	0%	0	0%	98	0	0%	0	0%	0	0%	0	0%
NYSL-TX1-St Luke's Roosevelt Hosp Ctr	38	0	0%	0	0%	0	0%	61	2	3.3%	2	3.3%	0	0%	0	0%
NYUC-TX1-New York Univ Medical Center	79	1	1.3%	0	0%	1	1.3%	81	2	2.5%	1	1.2%	1	1.2%	0	0%
NYUM-TX1-SUNY Upstate Medical University	54	0	0%	0	0%	0	0%	60	0	0%	0	0%	0	0%	0	0%
NYWC-TX1-Westchester Medical Center	170	0	0%	0	0%	0	0%	155	0	0%	0	0%	0	0%	0	0%

Transplant Center	2013								2012							
	Total Added	Total of Non-U.S. Residents		Non-U.S. Citizen Non-U.S. Resident in U.S. for Other Reason		Non-U.S. Citizen Non-U.S. Resident in U.S. for Transplant		Total Added	Total of Non-U.S. Residents and Non-Resident Aliens		Non-U.S. Citizen Non-U.S. Resident in U.S. for Other Reason		Non-U.S. Citizen Non-U.S. Resident in U.S. for Transplant		Non-Resident Alien (Listings Prior to March 2012)	
		N	N	%	N	%	N		%	N	N	%	N	%	N	%
OHCC-TX1-Cleveland Clinic Foundation	292	2	0.7%	0	0%	2	0.7%	295	1	0.3%	1	0.3%	0	0%	0	0%
OHCH-TX1-Nationwide Children's Hospital	9	0	0%	0	0%	0	0%	10	0	0%	0	0%	0	0%	0	0%
OHCM-TX1-Children's Hosp Med Ctr	14	0	0%	0	0%	0	0%	12	0	0%	0	0%	0	0%	0	0%
OHCO-TX1-University of Toledo Medical Center	102	0	0%	0	0%	0	0%	73	0	0%	0	0%	0	0%	0	0%
OHMV-TX1-Miami Valley Hosp	16	0	0%	0	0%	0	0%	62	0	0%	0	0%	0	0%	0	0%
OHOU-TX1-Ohio State Univ Med Ctr	279	0	0%	0	0%	0	0%	220	0	0%	0	0%	0	0%	0	0%
OHTC-TX1-The Christ Hospital	63	0	0%	0	0%	0	0%	69	0	0%	0	0%	0	0%	0	0%
OHUC-TX1-University of Cincinnati Medical Cen	193	0	0%	0	0%	0	0%	100	0	0%	0	0%	0	0%	0	0%
OHUH-TX1-University Hosp of Cleveland	191	0	0%	0	0%	0	0%	196	0	0%	0	0%	0	0%	0	0%
OKBC-TX1-Integrus Baptist Med Ctr	167	0	0%	0	0%	0	0%	157	0	0%	0	0%	0	0%	0	0%
OKCM-TX1-Children's Hosp of Oklahoma	11	0	0%	0	0%	0	0%	9	0	0%	0	0%	0	0%	0	0%
OKMD-TX1-OU Medical Center	61	0	0%	0	0%	0	0%	56	0	0%	0	0%	0	0%	0	0%
OKSA-TX1-St Anthony Hospital	0	0	0	0	0	0	0	18	0	0%	0	0%	0	0%	0	0%
OKSF-TX1-Saint Francis Hospital	57	0	0%	0	0%	0	0%	44	0	0%	0	0%	0	0%	0	0%
OKSJ-TX1-St. John Medical Center	66	0	0%	0	0%	0	0%	42	0	0%	0	0%	0	0%	0	0%
ORGS-TX1-Legacy Good Samaritan Hosp Med Ctr	106	0	0%	0	0%	0	0%	85	2	2.4%	2	2.4%	0	0%	0	0%
ORUO-TX1-Oregon Health and Science University	94	1	1.1%	1	1.1%	0	0%	142	0	0%	0	0%	0	0%	0	0%
ORUO-VA1-Portland VA Medical Center	74	0	0%	0	0%	0	0%	65	0	0%	0	0%	0	0%	0	0%
PAAE-TX1-Albert Einstein Med Ctr	213	0	0%	0	0%	0	0%	316	1	0.3%	0	0%	0	0%	1	0.3%
PAAG-TX1-Allegheny General Hosp	115	0	0%	0	0%	0	0%	131	0	0%	0	0%	0	0%	0	0%
PACC-TX1-Crozer-Chester Medical Center	30	0	0%	0	0%	0	0%	74	0	0%	0	0%	0	0%	0	0%
PACH-TX1-Children's Hosp of Pittsburgh of UPMC	9	0	0%	0	0%	0	0%	7	0	0%	0	0%	0	0%	0	0%
PACP-TX1-Childrens Hosp of Philadelphia	29	1	3.4%	0	0%	1	3.4%	34	0	0%	0	0%	0	0%	0	0%
PAGM-TX1-Geisinger Medical Center	88	0	0%	0	0%	0	0%	72	1	1.4%	1	1.4%	0	0%	0	0%
PAHE-TX1-Penn State Milton S Hershey Med Ctr	84	0	0%	0	0%	0	0%	64	1	1.6%	1	1.6%	0	0%	0	0%

Transplant Center	2013								2012							
	Total Added	Total of Non-U.S. Residents		Non-U.S. Citizen Non-U.S. Resident in U.S. for Other Reason		Non-U.S. Citizen Non-U.S. Resident in U.S. for Transplant		Total Added	Total of Non-U.S. Residents and Non-Resident Aliens		Non-U.S. Citizen Non-U.S. Resident in U.S. for Other Reason		Non-U.S. Citizen Non-U.S. Resident in U.S. for Transplant		Non-Resident Alien (Listings Prior to March 2012)	
		N	N	%	N	%	N		%	N	N	%	N	%	N	%
PAHH-TX1-Harrisburg Hospital	107	0	0%	0	0%	0	0%	120	1	0.8%	1	0.8%	0	0%	0	0%
PAHM-TX1-Hahnemann University Hospital	168	1	0.6%	1	0.6%	0	0%	162	4	2.5%	2	1.2%	0	0%	2	1.2%
PALH-TX1-The Lankenau Hospital	54	0	0%	0	0%	0	0%	55	0	0%	0	0%	0	0%	0	0%
PALV-TX1-Lehigh Valley Hospital	128	0	0%	0	0%	0	0%	131	0	0%	0	0%	0	0%	0	0%
PAPT-TX1-Univ of Pittsburgh Med Ctr	442	3	0.7%	1	0.2%	2	0.5%	385	1	0.3%	0	0%	1	0.3%	0	0%
PASC-TX1-St. Christopher's Hosp for Children	2	0	0%	0	0%	0	0%	0	0	0	0	0	0	0	0	0
PATJ-TX1-Thomas Jefferson Univ Hosp	220	0	0%	0	0%	0	0%	195	0	0%	0	0%	0	0%	0	0%
PATU-TX1-Temple Univ Hospital	52	0	0%	0	0%	0	0%	37	0	0%	0	0%	0	0%	0	0%
PAUP-TX1-The Hosp of the Univ of PA	366	0	0%	0	0%	0	0%	381	1	0.3%	0	0%	1	0.3%	0	0%
PAVA-TX1-VA Pittsburgh Healthcare System	228	0	0%	0	0%	0	0%	143	0	0%	0	0%	0	0%	0	0%
PAWV-TX1-Geisinger Wyoming Valley Medical Ctr	47	0	0%	0	0%	0	0%	61	0	0%	0	0%	0	0%	0	0%
PRSJ-TX1-Auxilio Mutuo Hosp	176	0	0%	0	0%	0	0%	177	0	0%	0	0%	0	0%	0	0%
RIRH-TX1-Rhode Island Hospital	90	0	0%	0	0%	0	0%	88	0	0%	0	0%	0	0%	0	0%
SCMU-TX1-Medical Univ of SC	218	0	0%	0	0%	0	0%	248	0	0%	0	0%	0	0%	0	0%
SDMK-TX1-Avera McKennan Hosp	96	1	1.0%	1	1.0%	0	0%	80	0	0%	0	0%	0	0%	0	0%
SDSV-TX1-Sanford Health/USD Medical Center	38	0	0%	0	0%	0	0%	42	0	0%	0	0%	0	0%	0	0%
TNEM-TX1-Erlanger Med Ctr	24	0	0%	0	0%	0	0%	18	0	0%	0	0%	0	0%	0	0%
TNLB-TX1-Le Bonheur Children's Med Ctr	12	0	0%	0	0%	0	0%	2	0	0%	0	0%	0	0%	0	0%
TNMH-TX1-Methodist University Hospital	222	0	0%	0	0%	0	0%	246	0	0%	0	0%	0	0%	0	0%
TNPV-TX1-Centennial Medical Center	104	0	0%	0	0%	0	0%	86	0	0%	0	0%	0	0%	0	0%
TNST-TX1-St. Thomas Hospital	37	1	2.7%	1	2.7%	0	0%	22	0	0%	0	0%	0	0%	0	0%
TNUK-TX1-University of TN Med. Ctr. at Knoxville	74	0	0%	0	0%	0	0%	85	0	0%	0	0%	0	0%	0	0%
TNVU-TX1-Vanderbilt Univ Med Ctr	344	0	0%	0	0%	0	0%	338	0	0%	0	0%	0	0%	0	0%
TNVU-VA1-Nashville VA Medical Center	51	0	0%	0	0%	0	0%	61	0	0%	0	0%	0	0%	0	0%
TXAS-TX1-Baylor All Saints Medical Center	412	0	0%	0	0%	0	0%	418	0	0%	0	0%	0	0%	0	0%

Transplant Center	2013								2012							
	Total Added	Total of Non-U.S. Residents		Non-U.S. Citizen Non-U.S. Resident in U.S. for Other Reason		Non-U.S. Citizen Non-U.S. Resident in U.S. for Transplant		Total Added	Total of Non-U.S. Residents and Non-Resident Aliens		Non-U.S. Citizen Non-U.S. Resident in U.S. for Other Reason		Non-U.S. Citizen Non-U.S. Resident in U.S. for Transplant		Non-Resident Alien (Listings Prior to March 2012)	
		N	N	%	N	%	N		%	N	N	%	N	%	N	%
TXBC-TX1-University Hospital	209	0	0%	0	0%	0	0%	294	1	0.3%	1	0.3%	0	0%	0	0%
TXCF-TX1-Cook Children's Med Ctr	6	0	0%	0	0%	0	0%	4	0	0%	0	0%	0	0%	0	0%
TXCM-TX1-Children's Med Ctr of Dallas	21	0	0%	0	0%	0	0%	24	0	0%	0	0%	0	0%	0	0%
TXDC-TX1-Driscoll Children's Hospital	12	1	8.3%	1	8.3%	0	0%	9	0	0%	0	0%	0	0%	0	0%
TXDM-TX1-North Austin Medical Center	80	1	1.3%	1	1.3%	0	0%	112	1	0.9%	1	0.9%	0	0%	0	0%
TXHD-TX1-Medical City Dallas Hospital	63	0	0%	0	0%	0	0%	59	0	0%	0	0%	0	0%	0	0%
TXHH-TX1-Memorial Hermann Hospital	214	4	1.9%	2	0.9%	2	0.9%	150	1	0.7%	0	0%	1	0.7%	0	0%
TXHI-TX1-CHI St. Luke's Health Baylor College	331	3	0.9%	0	0%	3	0.9%	273	2	0.7%	1	0.4%	1	0.4%	0	0%
TXHS-TX1-Methodist Specialty & Transplant Hosp	788	3	0.4%	1	0.1%	2	0.3%	789	0	0%	0	0%	0	0%	0	0%
TXJS-TX1-Univ of Texas Med Branch	126	7	5.6%	7	5.6%	0	0%	83	0	0%	0	0%	0	0%	0	0%
TXLP-TX1-Las Palmas Medical Center	51	0	0%	0	0%	0	0%	56	0	0%	0	0%	0	0%	0	0%
TXMA-TX1-McAllen Medical Center	58	0	0%	0	0%	0	0%	97	0	0%	0	0%	0	0%	0	0%
TXMC-TX1-Methodist Dallas Medical Center	133	0	0%	0	0%	0	0%	125	0	0%	0	0%	0	0%	0	0%
TXMH-TX1-The Methodist Hospital	425	3	0.7%	2	0.5%	1	0.2%	384	2	0.5%	1	0.3%	1	0.3%	0	0%
TXPL-TX1-Plaza Medical Center of Ft Worth	34	0	0%	0	0%	0	0%	5	0	0%	0	0%	0	0%	0	0%
TXPM-TX1-Parkland Memorial Hospital	43	0	0%	0	0%	0	0%	58	0	0%	0	0%	0	0%	0	0%
TXRM-TX1-Christus Santa Rosa Hospital Med. Ctr	79	0	0%	0	0%	0	0%	102	0	0%	0	0%	0	0%	0	0%
TXSP-TX1-University Hospital - St. Paul	147	0	0%	0	0%	0	0%	83	0	0%	0	0%	0	0%	0	0%
TXSW-TX1-Scott and White Mem Hosp	69	0	0%	0	0%	0	0%	49	0	0%	0	0%	0	0%	0	0%
TXTC-TX1-Texas Children's Hospital	29	1	3.4%	1	3.4%	0	0%	25	2	8.0%	1	4.0%	0	0%	1	4.0%
TXTX-TX1-Baylor University Medical Center	367	0	0%	0	0%	0	0%	411	0	0%	0	0%	0	0%	0	0%
TXTY-TX1-East Texas Med Ctr	88	0	0%	0	0%	0	0%	91	0	0%	0	0%	0	0%	0	0%
UTLD-TX1-Intermountain Medical Center	134	2	1.5%	1	0.7%	1	0.7%	172	2	1.2%	1	0.6%	0	0%	1	0.6%
UTMC-TX1-Univ of Utah Medical Center	140	3	2.1%	3	2.1%	0	0%	122	0	0%	0	0%	0	0%	0	0%
UTPC-TX1-Primary Children's Med Ctr	13	2	15.4%	2	15.4%	0	0%	9	1	11.1%	1	11.1%	0	0%	0	0%

Transplant Center	2013								2012							
	Total Added	Total of Non-U.S. Residents		Non-U.S. Citizen Non-U.S. Resident in U.S. for Other Reason		Non-U.S. Citizen Non-U.S. Resident in U.S. for Transplant		Total Added	Total of Non-U.S. Residents and Non-Resident Aliens		Non-U.S. Citizen Non-U.S. Resident in U.S. for Other Reason		Non-U.S. Citizen Non-U.S. Resident in U.S. for Transplant		Non-Resident Alien (Listings Prior to March 2012)	
		N	N	%	N	%	N		%	N	N	%	N	%	N	%
VACH-TX1-Children's Hosp of King's Daughters	4	0	0%	0	0%	0	0%	4	0	0%	0	0%	0	0%	0	0%
VAFH-TX1-Inova Fairfax Hosp	171	3	1.8%	3	1.8%	0	0%	204	3	1.5%	0	0%	1	0.5%	2	1.0%
VAHD-TX1-Henrico Doctors' Hospital	67	0	0%	0	0%	0	0%	70	0	0%	0	0%	0	0%	0	0%
VAMC-TX1-MCV Hospitals	290	0	0%	0	0%	0	0%	214	1	0.5%	1	0.5%	0	0%	0	0%
VANG-TX1-Sentara Norfolk General Hospital	139	0	0%	0	0%	0	0%	127	0	0%	0	0%	0	0%	0	0%
VAUV-TX1-Univ of Virginia HSC	292	0	0%	0	0%	0	0%	242	0	0%	0	0%	0	0%	0	0%
VTMC-TX1-Fletcher Allen Health Care	50	0	0%	0	0%	0	0%	45	0	0%	0	0%	0	0%	0	0%
WACH-TX1-Seattle Children's Hospital	15	0	0%	0	0%	0	0%	9	0	0%	0	0%	0	0%	0	0%
WASH-TX1-Sacred Heart Med Ctr	106	2	1.9%	2	1.9%	0	0%	71	0	0%	0	0%	0	0%	0	0%
WASM-TX1-Swedish Medical Center	154	0	0%	0	0%	0	0%	130	0	0%	0	0%	0	0%	0	0%
WAUW-TX1-Univ of Washington Med Ctr	196	4	2.0%	4	2.0%	0	0%	193	6	3.1%	5	2.6%	0	0%	1	0.5%
WAVM-TX1-Virginia Mason Med Ctr	135	0	0%	0	0%	0	0%	170	0	0%	0	0%	0	0%	0	0%
WICH-TX1-Childrens Hosp of Wisconsin	7	0	0%	0	0%	0	0%	10	1	10%	1	10%	0	0%	0	0%
WISE-TX1-Froedtert Mem Lutheran Hosp	233	0	0%	0	0%	0	0%	217	0	0%	0	0%	0	0%	0	0%
WISL-TX1-Aurora St. Luke's Medical Center	126	0	0%	0	0%	0	0%	113	0	0%	0	0%	0	0%	0	0%
WIUW-TX1-Univ of Wisconsin Hosp and Clinics	483	2	0.4%	2	0.4%	0	0%	471	3	0.6%	2	0.4%	1	0.2%	0	0%
WVCA-TX1-Charleston Area Medical Center	85	0	0%	0	0%	0	0%	49	0	0%	0	0%	0	0%	0	0%
U.S. Overall	38084	399	1.0%	330	0.9%	69	0.2%	36457	303	0.8%	221	0.6%	50	0.1%	32	0.1%

Table 7. Recipient citizenship and residency for deceased donor kidney transplants performed during 2012-2013

Transplant Center	2013										2012									
	Total Transplants	Total of Non-U.S. Residents and Non-Resident Aliens		Non-U.S. Citizen Non-U.S. Resident in U.S. for Other Reason		Non-U.S. Citizen Non-U.S. Resident in U.S. for Transplant		Non-Resident Alien (Listings Prior to March 2012)		Total Transplants	Total of Non-U.S. Residents and Non-Resident Aliens		Non-U.S. Citizen Non-U.S. Resident in U.S. for Other Reason		Non-U.S. Citizen Non-U.S. Resident in U.S. for Transplant		Non-Resident Alien (Listings Prior to March 2012)			
		N	N	%	N	%	N	%	N		%	N	N	%	N	%	N	%	N	%
ALCH-TX1-Children's of Alabama	6	0	0%	0	0%	0	0%	0	0%	0	0	0%	0	0%	0	0%	0	0%	0	0%
ALUA-TX1-Univ of Alabama Hospital	117	0	0%	0	0%	0	0%	0	0%	123	0	0%	0	0%	0	0%	0	0%	0	0%
ARBH-TX1-Baptist Medical Center	27	0	0%	0	0%	0	0%	0	0%	25	0	0%	0	0%	0	0%	0	0%	0	0%
ARCH-TX1-Arkansas Children's Hospital	5	0	0%	0	0%	0	0%	0	0%	4	0	0%	0	0%	0	0%	0	0%	0	0%
ARUA-TX1-UAMS Medical Center	41	0	0%	0	0%	0	0%	0	0%	57	0	0%	0	0%	0	0%	0	0%	0	0%
AZCH-TX1-Phoenix Children's Hospital	5	0	0%	0	0%	0	0%	0	0%	7	0	0%	0	0%	0	0%	0	0%	0	0%
AZGS-TX1-Banner Good Samaritan Medical Ctr	101	0	0%	0	0%	0	0%	0	0%	65	0	0%	0	0%	0	0%	0	0%	0	0%
AZMC-TX1-Mayo Clinic Hospital	184	0	0%	0	0%	0	0%	0	0%	124	0	0%	0	0%	0	0%	0	0%	0	0%
AZUA-TX1-University Medical Ctr, Univ of AZ	35	0	0%	0	0%	0	0%	0	0%	33	0	0%	0	0%	0	0%	0	0%	0	0%
CACH-TX1-Rady Children's Hosp & Health Center	7	0	0%	0	0%	0	0%	0	0%	7	1	14.3%	0	0%	0	0%	1	14.3%	1	14.3%
CACL-TX1-Childrens Hospital Los Angeles	13	1	7.7%	0	0%	1	7.7%	0	0%	15	0	0%	0	0%	0	0%	0	0%	0	0%
CACS-TX1-Cedars-Sinai Med Center	129	11	8.5%	5	3.9%	1	0.8%	5	3.9%	138	10	7.2%	1	0.7%	0	0%	9	6.5%	9	6.5%
CAGH-TX1-Scripps Green Hospital	46	0	0%	0	0%	0	0%	0	0%	42	1	2.4%	1	2.4%	0	0%	0	0%	0	0%
CAIM-TX1-UCI Medical Center	27	8	29.6%	2	7.4%	0	0%	6	22.2%	33	7	21.2%	5	15.2%	0	0%	2	6.1%	2	6.1%
CALA-TX1-Harbor UCLA Med Center	25	11	44.0%	11	44.0%	0	0%	0	0%	12	4	33.3%	2	16.7%	0	0%	2	16.7%	2	16.7%
CALL-TX1-Loma Linda Univ Med Ctr	81	0	0%	0	0%	0	0%	0	0%	77	2	2.6%	1	1.3%	0	0%	1	1.3%	1	1.3%
CAPC-TX1-Lucile Salter Packard Children's Hosp	20	0	0%	0	0%	0	0%	0	0%	23	0	0%	0	0%	0	0%	0	0%	0	0%
CAPM-TX1-California Pacific Med Ctr	112	5	4.5%	0	0%	0	0%	5	4.5%	145	6	4.1%	0	0%	1	0.7%	5	3.4%	5	3.4%
CARC-TX1-Riverside Community Hosp	10	0	0%	0	0%	0	0%	0	0%	16	0	0%	0	0%	0	0%	0	0%	0	0%
CASD-TX1-UCSD Medical Center	51	1	2.0%	0	0%	1	2.0%	0	0%	50	0	0%	0	0%	0	0%	0	0%	0	0%
CASF-TX1-Univ of CA San Francisco Med Ctr	211	2	0.9%	0	0%	0	0%	2	0.9%	226	4	1.8%	0	0%	0	0%	4	1.8%	4	1.8%
CASG-TX1-Sutter Memorial Hospital	0	0	0	0	0	0	0	0	0	17	1	5.9%	0	0%	0	0%	1	5.9%	1	5.9%
CASH-TX1-Sharp Memorial Hospital	43	1	2.3%	1	2.3%	0	0%	0	0%	44	2	4.5%	2	4.5%	0	0%	0	0%	0	0%
CASJ-TX1-St Joseph Hospital	14	0	0%	0	0%	0	0%	0	0%	7	0	0%	0	0%	0	0%	0	0%	0	0%

Exhibit C

Transplant Center	2013										2012									
	Total Transplants	Total of Non-U.S. Residents and Non-Resident Aliens		Non-U.S. Citizen Non-U.S. Resident in U.S. for Other Reason		Non-U.S. Citizen Non-U.S. Resident in U.S. for Transplant		Non-Resident Alien (Listings Prior to March 2012)		Total Transplants	Total of Non-U.S. Residents and Non-Resident Aliens		Non-U.S. Citizen Non-U.S. Resident in U.S. for Other Reason		Non-U.S. Citizen Non-U.S. Resident in U.S. for Transplant		Non-Resident Alien (Listings Prior to March 2012)			
		N	N	%	N	%	N	%	N		%	N	N	%	N	%	N	%	N	%
CASM-TX1-UC Davis Medical Center	290	9	3.1%	2	0.7%	0	0%	7	2.4%	222	2	0.9%	0	0%	0	0%	2	0.9%		
CASU-TX1-Stanford Univ Med Ctr	49	1	2.0%	0	0%	0	0%	1	2.0%	44	0	0%	0	0%	0	0%	0	0%		
CASV-TX1-St. Vincent Medical Center	42	0	0%	0	0%	0	0%	0	0%	49	1	2.0%	1	2.0%	0	0%	0	0%		
CAUC-TX1-UCLA Medical Center	166	0	0%	0	0%	0	0%	0	0%	178	0	0%	0	0%	0	0%	0	0%		
CAUH-TX1-Keck Hospital of USC	100	4	4.0%	0	0%	0	0%	4	4.0%	96	3	3.1%	0	0%	0	0%	3	3.1%		
COCH-TX1-Children's Hospital Colorado	14	0	0%	0	0%	0	0%	0	0%	11	0	0%	0	0%	0	0%	0	0%		
COPM-TX1-Centura Porter Adventist Hosp	34	0	0%	0	0%	0	0%	0	0%	44	0	0%	0	0%	0	0%	0	0%		
COSL-TX1-Presbyterian/ St Lukes Med Ctr	39	0	0%	0	0%	0	0%	0	0%	33	0	0%	0	0%	0	0%	0	0%		
COUC-TX1-University of Colorado Hospital/HSC	102	0	0%	0	0%	0	0%	0	0%	60	0	0%	0	0%	0	0%	0	0%		
CTHH-TX1-Hartford Hospital	24	0	0%	0	0%	0	0%	0	0%	36	0	0%	0	0%	0	0%	0	0%		
CTYN-TX1-Yale New Haven Hosp	62	0	0%	0	0%	0	0%	0	0%	56	0	0%	0	0%	0	0%	0	0%		
DCCH-TX1-Children's National Medical Ctr	10	1	10%	1	10%	0	0%	0	0%	6	0	0%	0	0%	0	0%	0	0%		
DCGU-TX1-Georgetown Univ Med Ctr	34	0	0%	0	0%	0	0%	0	0%	37	0	0%	0	0%	0	0%	0	0%		
DCWH-TX1-Washington Hospital Center	90	0	0%	0	0%	0	0%	0	0%	56	2	3.6%	0	0%	0	0%	2	3.6%		
DCWR-TX1-Walter Reed National Military	18	0	0%	0	0%	0	0%	0	0%	23	0	0%	0	0%	0	0%	0	0%		
DEAI-TX1-Alfred I duPont Hospital for Children	2	0	0%	0	0%	0	0%	0	0%	4	0	0%	0	0%	0	0%	0	0%		
DECC-TX1-Christiana Care Health Services	39	0	0%	0	0%	0	0%	0	0%	24	0	0%	0	0%	0	0%	0	0%		
FLCC-TX1-Cleveland Clinic Florida Weston	6	0	0%	0	0%	0	0%	0	0%	0	0	0	0	0	0	0	0	0		
FLFH-TX1-Florida Hospital Medical Center	129	0	0%	0	0%	0	0%	0	0%	142	1	0.7%	0	0%	0	0%	1	0.7%		
FLFR-TX1-Gulf Coast Medical Center	26	0	0%	0	0%	0	0%	0	0%	32	0	0%	0	0%	0	0%	0	0%		
FLHM-TX1-Halifax Medical Center	12	0	0%	0	0%	0	0%	0	0%	16	0	0%	0	0%	0	0%	0	0%		
FLJM-TX1-Jackson Memorial Hospital	191	9	4.7%	2	1.0%	3	1.6%	4	2.1%	176	4	2.3%	0	0%	1	0.6%	3	1.7%		
FLSL-TX1-Mayo Clinic Florida	106	0	0%	0	0%	0	0%	0	0%	116	0	0%	0	0%	0	0%	0	0%		
FLTG-TX1-Tampa General Hospital	140	0	0%	0	0%	0	0%	0	0%	149	1	0.7%	0	0%	0	0%	1	0.7%		
FLUF-TX1-Shands Hosp at Univ of FI	66	0	0%	0	0%	0	0%	0	0%	62	0	0%	0	0%	0	0%	0	0%		

Exhibit C

Transplant Center	2013										2012								
	Total Transplants	Total of Non-U.S. Residents and Non-Resident Aliens		Non-U.S. Citizen Non-U.S. Resident in U.S. for Other Reason		Non-U.S. Citizen Non-U.S. Resident in U.S. for Transplant		Non-Resident Alien (Listings Prior to March 2012)		Total Transplants	Total of Non-U.S. Residents and Non-Resident Aliens		Non-U.S. Citizen Non-U.S. Resident in U.S. for Other Reason		Non-U.S. Citizen Non-U.S. Resident in U.S. for Transplant		Non-Resident Alien (Listings Prior to March 2012)		
		N	N	%	N	%	N	%	N		%	N	N	%	N	%	N	%	N
GAEH-TX1-Children's Healthcare of Atlanta	9	0	0%	0	0%	0	0%	0	0%	19	1	5.3%	0	0%	0	0%	1	5.3%	
GAEM-TX1-Emory University Hospital	145	0	0%	0	0%	0	0%	0	0%	166	0	0%	0	0%	0	0%	0	0%	
GAMC-TX1-Georgia Health Sciences Medical Ctr	55	0	0%	0	0%	0	0%	0	0%	44	0	0%	0	0%	0	0%	0	0%	
GAPH-TX1-Piedmont Hospital	83	0	0%	0	0%	0	0%	0	0%	84	0	0%	0	0%	0	0%	0	0%	
HIQM-TX1-The Queen's Medical Center	34	0	0%	0	0%	0	0%	0	0%	13	0	0%	0	0%	0	0%	0	0%	
IAIM-TX1-Iowa Methodist Medical Center	49	0	0%	0	0%	0	0%	0	0%	24	0	0%	0	0%	0	0%	0	0%	
IAIV-TX1-Univ of Iowa Hosp and Clinics	56	0	0%	0	0%	0	0%	0	0%	40	0	0%	0	0%	0	0%	0	0%	
IAIV-VA1-Iowa City VA Medical Center	29	0	0%	0	0%	0	0%	0	0%	26	0	0%	0	0%	0	0%	0	0%	
IAMH-TX1-Mercy Medical Center	21	0	0%	0	0%	0	0%	0	0%	11	0	0%	0	0%	0	0%	0	0%	
ILCH-TX1-Advocate Christ Medical Center	6	0	0%	0	0%	0	0%	0	0%	0	0	0	0	0	0	0	0	0	
ILCM-TX1-Ann & Robert H. Lurie Children's Hosp	7	0	0%	0	0%	0	0%	0	0%	6	0	0%	0	0%	0	0%	0	0%	
ILLU-TX1-Loyola Univ Med Center	62	1	1.6%	1	1.6%	0	0%	0	0%	37	0	0%	0	0%	0	0%	0	0%	
ILMM-TX1-Memorial Medical Center	24	0	0%	0	0%	0	0%	0	0%	18	0	0%	0	0%	0	0%	0	0%	
ILNM-TX1-Northwestern Memorial Hospital	98	0	0%	0	0%	0	0%	0	0%	104	0	0%	0	0%	0	0%	0	0%	
ILPL-TX1-Rush University Med Ctr	58	1	1.7%	1	1.7%	0	0%	0	0%	47	0	0%	0	0%	0	0%	0	0%	
ILSF-TX1-OSF St Francis Med Ctr	36	0	0%	0	0%	0	0%	0	0%	34	1	2.9%	0	0%	0	0%	1	2.9%	
ILUC-TX1-Univ of Chicago Med Ctr	38	0	0%	0	0%	0	0%	0	0%	34	0	0%	0	0%	0	0%	0	0%	
ILUI-TX1-University of Illinois Medical Center	52	0	0%	0	0%	0	0%	0	0%	54	0	0%	0	0%	0	0%	0	0%	
INIM-TX1-Indiana University Health	134	0	0%	0	0%	0	0%	0	0%	152	0	0%	0	0%	0	0%	0	0%	
INLH-TX1-Lutheran Hosp of Ft Wayne	18	0	0%	0	0%	0	0%	0	0%	17	0	0%	0	0%	0	0%	0	0%	
INSV-TX1-St Vincent Hosp and Health Care Ctr	30	0	0%	0	0%	0	0%	0	0%	42	0	0%	0	0%	0	0%	0	0%	
KSFV-TX1-Via Christi Hospitals Wichita, Inc.	0	0	0	0	0	0	0	0	0	17	0	0%	0	0%	0	0%	0	0%	
KSUK-TX1-University of Kansas Hospital	91	1	1.1%	1	1.1%	0	0%	0	0%	70	0	0%	0	0%	0	0%	0	0%	
KYJH-TX1-Jewish Hospital	45	0	0%	0	0%	0	0%	0	0%	52	0	0%	0	0%	0	0%	0	0%	
KYKC-TX1-Kosair Children's Hospital	3	0	0%	0	0%	0	0%	0	0%	2	0	0%	0	0%	0	0%	0	0%	

Exhibit C

Transplant Center	2013										2012								
	Total Transplants	Total of Non-U.S. Residents and Non-Resident Aliens		Non-U.S. Citizen Non-U.S. Resident in U.S. for Other Reason		Non-U.S. Citizen Non-U.S. Resident in U.S. for Transplant		Non-Resident Alien (Listings Prior to March 2012)		Total Transplants	Total of Non-U.S. Residents and Non-Resident Aliens		Non-U.S. Citizen Non-U.S. Resident in U.S. for Other Reason		Non-U.S. Citizen Non-U.S. Resident in U.S. for Transplant		Non-Resident Alien (Listings Prior to March 2012)		
		N	N	%	N	%	N	%	N		%	N	N	%	N	%	N	%	N
KYUK-TX1-Univ of Kentucky Med Ctr	66	0	0%	0	0%	0	0%	0	0%	71	0	0%	0	0%	0	0%	0	0%	
LACH-TX1-Children's Hospital	6	0	0%	0	0%	0	0%	0	0%	4	0	0%	0	0%	0	0%	0	0%	
LAOF-TX1-Ochsner Foundation Hospital	76	1	1.3%	0	0%	1	1.3%	0	0%	84	0	0%	0	0%	0	0%	0	0%	
LATU-TX1-Tulane Medical Center	44	0	0%	0	0%	0	0%	0	0%	52	0	0%	0	0%	0	0%	0	0%	
LAWK-TX1-Willis-Knighton Medical Center	20	0	0%	0	0%	0	0%	0	0%	27	0	0%	0	0%	0	0%	0	0%	
MABI-TX1-Beth Israel Deaconess Med Ctr	27	0	0%	0	0%	0	0%	0	0%	23	0	0%	0	0%	0	0%	0	0%	
MABS-TX1-Baystate Medical Center	17	0	0%	0	0%	0	0%	0	0%	17	0	0%	0	0%	0	0%	0	0%	
MABU-TX1-Boston Medical Center	23	0	0%	0	0%	0	0%	0	0%	17	1	5.9%	1	5.9%	0	0%	0	0%	
MACH-TX1-Boston Children's Hospital	12	0	0%	0	0%	0	0%	0	0%	14	0	0%	0	0%	0	0%	0	0%	
MALC-TX1-Lahey Clinic Med Ctr	26	0	0%	0	0%	0	0%	0	0%	31	1	3.2%	0	0%	0	0%	1	3.2%	
MAMG-TX1-Massachusetts General Hospital	67	0	0%	0	0%	0	0%	0	0%	41	0	0%	0	0%	0	0%	0	0%	
MANM-TX1-Tufts Medical Center	10	0	0%	0	0%	0	0%	0	0%	11	0	0%	0	0%	0	0%	0	0%	
MAPB-TX1-Brigham and Women's Hosp	25	4	16.0%	0	0%	0	0%	4	16.0%	17	2	11.8%	0	0%	0	0%	2	11.8%	
MAUM-TX1-UMass Memorial Medical Center	39	0	0%	0	0%	0	0%	0	0%	37	0	0%	0	0%	0	0%	0	0%	
MDJH-TX1-Johns Hopkins Hospital	141	0	0%	0	0%	0	0%	0	0%	120	0	0%	0	0%	0	0%	0	0%	
MDUM-TX1-Univ of Maryland Med System	158	0	0%	0	0%	0	0%	0	0%	195	1	0.5%	0	0%	0	0%	1	0.5%	
MEMC-TX1-Maine Medical Center	19	0	0%	0	0%	0	0%	0	0%	27	0	0%	0	0%	0	0%	0	0%	
MIBH-TX1-William Beaumont Hospital	66	1	1.5%	0	0%	0	0%	1	1.5%	42	0	0%	0	0%	0	0%	0	0%	
MICH-TX1-Children's Hosp of Michigan	9	0	0%	0	0%	0	0%	0	0%	0	0	0	0	0	0	0	0	0	
MIDV-TX1-Helen DeVos Children's Hospital	2	0	0%	0	0%	0	0%	0	0%	1	0	0%	0	0%	0	0%	0	0%	
MIHF-TX1-Henry Ford Hospital	75	1	1.3%	1	1.3%	0	0%	0	0%	69	0	0%	0	0%	0	0%	0	0%	
MIHH-TX1-Harper Univ Hospital Detroit Med Ctr	31	0	0%	0	0%	0	0%	0	0%	38	0	0%	0	0%	0	0%	0	0%	
MISJ-TX1-St John Hosp and Med Ctr	34	0	0%	0	0%	0	0%	0	0%	37	0	0%	0	0%	0	0%	0	0%	
MISM-TX1-St. Mary's Health Care - Main Hosp.	47	0	0%	0	0%	0	0%	0	0%	49	0	0%	0	0%	0	0%	0	0%	
MIUM-TX1-Univ of Michigan Med Ctr	110	0	0%	0	0%	0	0%	0	0%	120	0	0%	0	0%	0	0%	0	0%	

Exhibit C

Transplant Center	2013									2012										
	Total Transplants	Total of Non-U.S. Residents and Non-Resident Aliens		Non-U.S. Citizen Non-U.S. Resident in U.S. for Other Reason		Non-U.S. Citizen Non-U.S. Resident in U.S. for Transplant		Non-Resident Alien (Listings Prior to March 2012)		Total Transplants	Total of Non-U.S. Residents and Non-Resident Aliens		Non-U.S. Citizen Non-U.S. Resident in U.S. for Other Reason		Non-U.S. Citizen Non-U.S. Resident in U.S. for Transplant		Non-Resident Alien (Listings Prior to March 2012)			
		N	N	%	N	%	N	%	N		%	N	N	%	N	%	N	%	N	%
MNAC-TX1-Univ of MN Amplatz Children's Hosp	3	0	0%	0	0%	0	0%	0	0%	0	0	0%	0	0%	0	0%	0	0%	0	0%
MNAN-TX1-Abbott Northwestern Hospital	15	0	0%	0	0%	0	0%	0	0%	19	0	0%	0	0%	0	0%	0	0%	0	0%
MNHC-TX1-Hennepin County Med Ctr	13	1	7.7%	0	0%	0	0%	1	7.7%	17	0	0%	0	0%	0	0%	0	0%	0	0%
MNMC-TX1-Rochester Methodist Hosp- Mayo Clinic	29	0	0%	0	0%	0	0%	0	0%	33	1	3.0%	0	0%	0	0%	1	3.0%	0	0%
MNSM-TX1-St Marys Hospital (Mayo Clinic)	10	1	10%	1	10%	0	0%	0	0%	4	0	0%	0	0%	0	0%	0	0%	0	0%
MNUM-TX1-Univ. of Minnesota Medical Center	82	1	1.2%	0	0%	0	0%	1	1.2%	80	4	5.0%	1	1.3%	0	0%	3	3.8%	0	0%
MOBH-TX1-Barnes-Jewish Hospital	148	0	0%	0	0%	0	0%	0	0%	150	0	0%	0	0%	0	0%	0	0%	0	0%
MOCG-TX1-Cardinal Glennon Childrens Hosp	6	0	0%	0	0%	0	0%	0	0%	3	0	0%	0	0%	0	0%	0	0%	0	0%
MOCH-TX1-St. Louis Children's Hospital	3	0	0%	0	0%	0	0%	0	0%	5	0	0%	0	0%	0	0%	0	0%	0	0%
MOCM-TX1-Children's Mercy Hospital	6	0	0%	0	0%	0	0%	0	0%	4	0	0%	0	0%	0	0%	0	0%	0	0%
MOLH-TX1-Saint Luke's Hospital of Kansas City	24	0	0%	0	0%	0	0%	0	0%	39	0	0%	0	0%	0	0%	0	0%	0	0%
MORH-TX1-Research Medical Center	43	0	0%	0	0%	0	0%	0	0%	47	0	0%	0	0%	0	0%	0	0%	0	0%
MOSL-TX1-St. Louis University Hospital	37	0	0%	0	0%	0	0%	0	0%	38	0	0%	0	0%	0	0%	0	0%	0	0%
MOUM-TX1-Univ of Missouri Hosp and Clinic	9	0	0%	0	0%	0	0%	0	0%	16	0	0%	0	0%	0	0%	0	0%	0	0%
MSUM-TX1-Univ of MS Med Ctr	99	0	0%	0	0%	0	0%	0	0%	103	0	0%	0	0%	0	0%	0	0%	0	0%
NCBG-TX1-Wake Forest Baptist Medical Center	132	0	0%	0	0%	0	0%	0	0%	137	0	0%	0	0%	0	0%	0	0%	0	0%
NCCM-TX1-Carolinas Medical Center	84	0	0%	0	0%	0	0%	0	0%	86	0	0%	0	0%	0	0%	0	0%	0	0%
NCDU-TX1-Duke University Hospital	65	0	0%	0	0%	0	0%	0	0%	52	0	0%	0	0%	0	0%	0	0%	0	0%
NCEC-TX1-Vidant Medical Center	80	0	0%	0	0%	0	0%	0	0%	77	0	0%	0	0%	0	0%	0	0%	0	0%
NCMH-TX1-UNC Hospitals	41	0	0%	0	0%	0	0%	0	0%	54	0	0%	0	0%	0	0%	0	0%	0	0%
NDMC-TX1-Sanford Bismarck Medical Center	5	0	0%	0	0%	0	0%	0	0%	4	0	0%	0	0%	0	0%	0	0%	0	0%
NDSL-TX1-Sanford Medical Center Fargo	13	0	0%	0	0%	0	0%	0	0%	5	0	0%	0	0%	0	0%	0	0%	0	0%
NEUN-TX1-The Nebraska Medical Center	139	1	0.7%	0	0%	0	0%	1	0.7%	115	2	1.7%	0	0%	0	0%	2	1.7%	0	0%
NHDH-TX1-Mary Hitchcock Memorial Hosp	12	0	0%	0	0%	0	0%	0	0%	14	0	0%	0	0%	0	0%	0	0%	0	0%
NJBI-TX1-Newark Beth Israel Med Ctr	30	0	0%	0	0%	0	0%	0	0%	37	0	0%	0	0%	0	0%	0	0%	0	0%

Exhibit C

Transplant Center	2013										2012									
	Total Transplants	Total of Non-U.S. Residents and Non-Resident Aliens		Non-U.S. Citizen Non-U.S. Resident in U.S. for Other Reason		Non-U.S. Citizen Non-U.S. Resident in U.S. for Transplant		Non-Resident Alien (Listings Prior to March 2012)		Total Transplants	Total of Non-U.S. Residents and Non-Resident Aliens		Non-U.S. Citizen Non-U.S. Resident in U.S. for Other Reason		Non-U.S. Citizen Non-U.S. Resident in U.S. for Transplant		Non-Resident Alien (Listings Prior to March 2012)			
		N	N	%	N	%	N	%	N		%	N	N	%	N	%	N	%	N	%
NJHK-TX1-Hackensack University Medical Center	7	0	0%	0	0%	0	0%	0	0%	3	0	0%	0	0%	0	0%	0	0%		
NJLL-TX1-Our Lady of Lourdes Med Ctr	16	1	6.3%	0	0%	0	0%	1	6.3%	19	0	0%	0	0%	0	0%	0	0%		
NJRW-TX1-Robert Wood Johnson University Hosp	38	0	0%	0	0%	0	0%	0	0%	43	1	2.3%	0	0%	0	0%	1	2.3%		
NJSB-TX1-St Barnabas Medical Center	110	1	0.9%	1	0.9%	0	0%	0	0%	101	1	1.0%	0	0%	0	0%	1	1.0%		
NJUH-TX1-University Hospital	0	0	0	0	0	0	0	0	0	2	0	0%	0	0%	0	0%	0	0%		
NMAQ-TX1-University Hospital	21	3	14.3%	0	0%	0	0%	3	14.3%	19	1	5.3%	0	0%	0	0%	1	5.3%		
NMPH-TX1-Presbyterian Hospital	22	0	0%	0	0%	0	0%	0	0%	27	0	0%	0	0%	0	0%	0	0%		
NVUM-TX1-University Med Ctr of Southern NV	58	0	0%	0	0%	0	0%	0	0%	57	0	0%	0	0%	0	0%	0	0%		
NYAM-TX1-Albany Med Center Hospital	30	0	0%	0	0%	0	0%	0	0%	34	0	0%	0	0%	0	0%	0	0%		
NYCP-TX1-New York-Presbyterian/Columbia	107	0	0%	0	0%	0	0%	0	0%	129	1	0.8%	0	0%	1	0.8%	0	0%		
NYDS-TX1-SUNY Downstate Medical Center	24	0	0%	0	0%	0	0%	0	0%	26	0	0%	0	0%	0	0%	0	0%		
NYEC-TX1-Erie County Medical Center	48	0	0%	0	0%	0	0%	0	0%	48	0	0%	0	0%	0	0%	0	0%		
NYFL-TX1-Strong Memorial Hospital	39	0	0%	0	0%	0	0%	0	0%	37	0	0%	0	0%	0	0%	0	0%		
NYMA-TX1-Montefiore Medical Center	104	0	0%	0	0%	0	0%	0	0%	120	1	0.8%	0	0%	0	0%	1	0.8%		
NYMS-TX1-Mount Sinai Med Center	98	0	0%	0	0%	0	0%	0	0%	126	3	2.4%	2	1.6%	0	0%	1	0.8%		
NYNS-TX1-North Shore University Hospital	7	0	0%	0	0%	0	0%	0	0%	7	0	0%	0	0%	0	0%	0	0%		
NYNY-TX1-New York-Presbyterian/Weill Cornell	67	1	1.5%	0	0%	0	0%	1	1.5%	90	0	0%	0	0%	0	0%	0	0%		
NYSB-TX1-University Hosp of SUNY	39	1	2.6%	0	0%	0	0%	1	2.6%	48	1	2.1%	0	0%	0	0%	1	2.1%		
NYSL-TX1-St Luke's Roosevelt Hosp Ctr	7	0	0%	0	0%	0	0%	0	0%	12	0	0%	0	0%	0	0%	0	0%		
NYUC-TX1-New York Univ Medical Center	18	0	0%	0	0%	0	0%	0	0%	8	0	0%	0	0%	0	0%	0	0%		
NYUM-TX1-SUNY Upstate Medical University	25	0	0%	0	0%	0	0%	0	0%	18	0	0%	0	0%	0	0%	0	0%		
NYWC-TX1-Westchester Medical Center	26	0	0%	0	0%	0	0%	0	0%	34	0	0%	0	0%	0	0%	0	0%		
OHCC-TX1-Cleveland Clinic Foundation	91	0	0%	0	0%	0	0%	0	0%	93	0	0%	0	0%	0	0%	0	0%		
OHCH-TX1-Nationwide Children's Hospital	5	0	0%	0	0%	0	0%	0	0%	6	0	0%	0	0%	0	0%	0	0%		
OHCM-TX1-Children's Hosp Med Ctr	10	0	0%	0	0%	0	0%	0	0%	5	0	0%	0	0%	0	0%	0	0%		

Exhibit C

Transplant Center	2013										2012									
	Total Transplants	Total of Non-U.S. Residents and Non-Resident Aliens		Non-U.S. Citizen Non-U.S. Resident in U.S. for Other Reason		Non-U.S. Citizen Non-U.S. Resident in U.S. for Transplant		Non-Resident Alien (Listings Prior to March 2012)		Total Transplants	Total of Non-U.S. Residents and Non-Resident Aliens		Non-U.S. Citizen Non-U.S. Resident in U.S. for Other Reason		Non-U.S. Citizen Non-U.S. Resident in U.S. for Transplant		Non-Resident Alien (Listings Prior to March 2012)			
		N	N	%	N	%	N	%	N		%	N	N	%	N	%	N	%	N	%
OHCO-TX1-University of Toledo Medical Center	72	0	0%	0	0%	0	0%	0	0%	25	0	0%	0	0%	0	0%	0	0%		
OHMV-TX1-Miami Valley Hosp	12	0	0%	0	0%	0	0%	0	0%	36	0	0%	0	0%	0	0%	0	0%		
OHOU-TX1-Ohio State Univ Med Ctr	83	1	1.2%	0	0%	0	0%	1	1.2%	101	0	0%	0	0%	0	0%	0	0%		
OHTC-TX1-The Christ Hospital	9	0	0%	0	0%	0	0%	0	0%	16	0	0%	0	0%	0	0%	0	0%		
OHUC-TX1-University of Cincinnati Medical Cen	17	0	0%	0	0%	0	0%	0	0%	19	0	0%	0	0%	0	0%	0	0%		
OHUH-TX1-University Hosp of Cleveland	58	0	0%	0	0%	0	0%	0	0%	71	0	0%	0	0%	0	0%	0	0%		
OKBC-TX1-Integrus Baptist Med Ctr	64	0	0%	0	0%	0	0%	0	0%	65	1	1.5%	0	0%	0	0%	1	1.5%		
OKCM-TX1-Children's Hosp of Oklahoma	6	0	0%	0	0%	0	0%	0	0%	6	0	0%	0	0%	0	0%	0	0%		
OKMD-TX1-OU Medical Center	26	0	0%	0	0%	0	0%	0	0%	26	0	0%	0	0%	0	0%	0	0%		
OKSA-TX1-St Anthony Hospital	1	0	0%	0	0%	0	0%	0	0%	2	0	0%	0	0%	0	0%	0	0%		
OKSF-TX1-Saint Francis Hospital	18	0	0%	0	0%	0	0%	0	0%	15	0	0%	0	0%	0	0%	0	0%		
OKSJ-TX1-St. John Medical Center	8	0	0%	0	0%	0	0%	0	0%	17	0	0%	0	0%	0	0%	0	0%		
ORGS-TX1-Legacy Good Samaritan Hosp Med Ctr	41	1	2.4%	0	0%	0	0%	1	2.4%	39	0	0%	0	0%	0	0%	0	0%		
ORUO-TX1-Oregon Health and Science University	63	0	0%	0	0%	0	0%	0	0%	53	0	0%	0	0%	0	0%	0	0%		
ORUO-VA1-Portland VA Medical Center	52	0	0%	0	0%	0	0%	0	0%	30	0	0%	0	0%	0	0%	0	0%		
PAAE-TX1-Albert Einstein Med Ctr	64	0	0%	0	0%	0	0%	0	0%	66	0	0%	0	0%	0	0%	0	0%		
PAAG-TX1-Allegheny General Hosp	42	0	0%	0	0%	0	0%	0	0%	54	0	0%	0	0%	0	0%	0	0%		
PACC-TX1-Crozer-Chester Medical Center	6	0	0%	0	0%	0	0%	0	0%	2	0	0%	0	0%	0	0%	0	0%		
PACH-TX1-Children's Hosp of Pittsburgh of UPMC	4	0	0%	0	0%	0	0%	0	0%	6	0	0%	0	0%	0	0%	0	0%		
PACP-TX1-Childrens Hosp of Philadelphia	11	0	0%	0	0%	0	0%	0	0%	1	0	0%	0	0%	0	0%	0	0%		
PAGM-TX1-Geisinger Medical Center	8	0	0%	0	0%	0	0%	0	0%	16	0	0%	0	0%	0	0%	0	0%		
PAHE-TX1-Penn State Milton S Hershey Med Ctr	16	0	0%	0	0%	0	0%	0	0%	16	0	0%	0	0%	0	0%	0	0%		
PAHH-TX1-Harrisburg Hospital	23	0	0%	0	0%	0	0%	0	0%	32	0	0%	0	0%	0	0%	0	0%		
PAHM-TX1-Hahnemann University Hospital	28	1	3.6%	0	0%	0	0%	1	3.6%	27	0	0%	0	0%	0	0%	0	0%		
PALH-TX1-The Lankenau Hospital	17	0	0%	0	0%	0	0%	0	0%	17	0	0%	0	0%	0	0%	0	0%		

Exhibit C

Transplant Center	2013										2012									
	Total Transplants	Total of Non-U.S. Residents and Non-Resident Aliens		Non-U.S. Citizen Non-U.S. Resident in U.S. for Other Reason		Non-U.S. Citizen Non-U.S. Resident in U.S. for Transplant		Non-Resident Alien (Listings Prior to March 2012)		Total Transplants	Total of Non-U.S. Residents and Non-Resident Aliens		Non-U.S. Citizen Non-U.S. Resident in U.S. for Other Reason		Non-U.S. Citizen Non-U.S. Resident in U.S. for Transplant		Non-Resident Alien (Listings Prior to March 2012)			
		N	N	%	N	%	N	%	N		%	N	N	%	N	%	N	%	N	%
PALV-TX1-Lehigh Valley Hospital	56	1	1.8%	0	0%	0	0%	1	1.8%	52	1	1.9%	0	0%	0	0%	1	1.9%		
PAPT-TX1-Univ of Pittsburgh Med Ctr	105	0	0%	0	0%	0	0%	0	0%	81	0	0%	0	0%	0	0%	0	0%		
PASC-TX1-St. Christopher's Hosp for Children	1	0	0%	0	0%	0	0%	0	0%	0	0	0%	0	0%	0	0%	0	0%		
PATJ-TX1-Thomas Jefferson Univ Hosp	72	0	0%	0	0%	0	0%	0	0%	48	0	0%	0	0%	0	0%	0	0%		
PATU-TX1-Temple Univ Hospital	16	0	0%	0	0%	0	0%	0	0%	10	0	0%	0	0%	0	0%	0	0%		
PAUP-TX1-The Hosp of the Univ of PA	121	0	0%	0	0%	0	0%	0	0%	94	0	0%	0	0%	0	0%	0	0%		
PAVA-TX1-VA Pittsburgh Healthcare System	32	0	0%	0	0%	0	0%	0	0%	35	0	0%	0	0%	0	0%	0	0%		
PAWV-TX1-Geisinger Wyoming Valley Medical Ctr	14	0	0%	0	0%	0	0%	0	0%	7	0	0%	0	0%	0	0%	0	0%		
PRSJ-TX1-Auxilio Mutuo Hosp	91	0	0%	0	0%	0	0%	0	0%	81	0	0%	0	0%	0	0%	0	0%		
RIRH-TX1-Rhode Island Hospital	27	0	0%	0	0%	0	0%	0	0%	40	0	0%	0	0%	0	0%	0	0%		
SCMU-TX1-Medical Univ of SC	143	0	0%	0	0%	0	0%	0	0%	152	0	0%	0	0%	0	0%	0	0%		
SDMK-TX1-Avera McKennan Hosp	12	0	0%	0	0%	0	0%	0	0%	27	0	0%	0	0%	0	0%	0	0%		
SDSV-TX1-Sanford Health/USD Medical Center	14	0	0%	0	0%	0	0%	0	0%	5	0	0%	0	0%	0	0%	0	0%		
TNEM-TX1-Erlanger Med Ctr	11	0	0%	0	0%	0	0%	0	0%	8	0	0%	0	0%	0	0%	0	0%		
TNLB-TX1-Le Bonheur Children's Med Ctr	8	0	0%	0	0%	0	0%	0	0%	2	0	0%	0	0%	0	0%	0	0%		
TNMH-TX1-Methodist University Hospital	90	0	0%	0	0%	0	0%	0	0%	83	0	0%	0	0%	0	0%	0	0%		
TNPV-TX1-Centennial Medical Center	41	0	0%	0	0%	0	0%	0	0%	32	0	0%	0	0%	0	0%	0	0%		
TNST-TX1-St. Thomas Hospital	10	1	10%	1	10%	0	0%	0	0%	6	0	0%	0	0%	0	0%	0	0%		
TNUK-TX1-University of TN Med. Ctr. at Knoxville	33	0	0%	0	0%	0	0%	0	0%	41	0	0%	0	0%	0	0%	0	0%		
TNVU-TX1-Vanderbilt Univ Med Ctr	137	0	0%	0	0%	0	0%	0	0%	106	0	0%	0	0%	0	0%	0	0%		
TNVU-VA1-Nashville VA Medical Center	15	0	0%	0	0%	0	0%	0	0%	24	0	0%	0	0%	0	0%	0	0%		
TXAS-TX1-Baylor All Saints Medical Center	86	0	0%	0	0%	0	0%	0	0%	82	0	0%	0	0%	0	0%	0	0%		
TXBC-TX1-University Hospital	59	0	0%	0	0%	0	0%	0	0%	26	0	0%	0	0%	0	0%	0	0%		
TXCF-TX1-Cook Children's Med Ctr	4	0	0%	0	0%	0	0%	0	0%	3	0	0%	0	0%	0	0%	0	0%		
TXCM-TX1-Children's Med Ctr of Dallas	11	0	0%	0	0%	0	0%	0	0%	15	1	6.7%	1	6.7%	0	0%	0	0%		

Exhibit C

Transplant Center	2013										2012									
	Total Transplants	Total of Non-U.S. Residents and Non-Resident Aliens		Non-U.S. Citizen Non-U.S. Resident in U.S. for Other Reason		Non-U.S. Citizen Non-U.S. Resident in U.S. for Transplant		Non-Resident Alien (Listings Prior to March 2012)		Total Transplants	Total of Non-U.S. Residents and Non-Resident Aliens		Non-U.S. Citizen Non-U.S. Resident in U.S. for Other Reason		Non-U.S. Citizen Non-U.S. Resident in U.S. for Transplant		Non-Resident Alien (Listings Prior to March 2012)			
		N	N	%	N	%	N	%	N		%	N	N	%	N	%	N	%	N	%
TXDC-TX1-Driscoll Children's Hospital	5	0	0%	0	0%	0	0%	0	0%	12	0	0%	0	0%	0	0%	0	0%		
TXDM-TX1-North Austin Medical Center	13	0	0%	0	0%	0	0%	0	0%	18	0	0%	0	0%	0	0%	0	0%		
TXHD-TX1-Medical City Dallas Hospital	19	0	0%	0	0%	0	0%	0	0%	17	0	0%	0	0%	0	0%	0	0%		
TXHH-TX1-Memorial Hermann Hospital	64	0	0%	0	0%	0	0%	0	0%	42	0	0%	0	0%	0	0%	0	0%		
TXHI-TX1-CHI St. Luke's Health Baylor College	44	0	0%	0	0%	0	0%	0	0%	73	0	0%	0	0%	0	0%	0	0%		
TXHS-TX1-Methodist Specialty & Transplant Hosp	94	2	2.1%	0	0%	0	0%	2	2.1%	60	0	0%	0	0%	0	0%	0	0%		
TXJS-TX1-Univ of Texas Med Branch	35	0	0%	0	0%	0	0%	0	0%	42	1	2.4%	0	0%	0	0%	1	2.4%		
TXLP-TX1-Las Palmas Medical Center	10	0	0%	0	0%	0	0%	0	0%	8	0	0%	0	0%	0	0%	0	0%		
TXMA-TX1-McAllen Medical Center	3	0	0%	0	0%	0	0%	0	0%	12	0	0%	0	0%	0	0%	0	0%		
TXMC-TX1-Methodist Dallas Medical Center	46	0	0%	0	0%	0	0%	0	0%	44	1	2.3%	1	2.3%	0	0%	0	0%		
TXMH-TX1-The Methodist Hospital	109	1	0.9%	1	0.9%	0	0%	0	0%	123	0	0%	0	0%	0	0%	0	0%		
TXPL-TX1-Plaza Medical Center of Ft Worth	11	0	0%	0	0%	0	0%	0	0%	1	0	0%	0	0%	0	0%	0	0%		
TXPM-TX1-Parkland Memorial Hospital	22	0	0%	0	0%	0	0%	0	0%	18	0	0%	0	0%	0	0%	0	0%		
TXRM-TX1-Christus Santa Rosa Hospital Med. Ctr	18	0	0%	0	0%	0	0%	0	0%	29	0	0%	0	0%	0	0%	0	0%		
TXSP-TX1-University Hospital - St. Paul	23	0	0%	0	0%	0	0%	0	0%	32	0	0%	0	0%	0	0%	0	0%		
TXSW-TX1-Scott and White Mem Hosp	31	0	0%	0	0%	0	0%	0	0%	19	0	0%	0	0%	0	0%	0	0%		
TXTC-TX1-Texas Children's Hospital	13	0	0%	0	0%	0	0%	0	0%	9	0	0%	0	0%	0	0%	0	0%		
TXTX-TX1-Baylor University Medical Center	85	0	0%	0	0%	0	0%	0	0%	57	0	0%	0	0%	0	0%	0	0%		
TXTY-TX1-East Texas Med Ctr	35	0	0%	0	0%	0	0%	0	0%	35	0	0%	0	0%	0	0%	0	0%		
UTLD-TX1-Intermountain Medical Center	67	1	1.5%	0	0%	0	0%	1	1.5%	36	1	2.8%	0	0%	0	0%	1	2.8%		
UTMC-TX1-Univ of Utah Medical Center	53	2	3.8%	1	1.9%	0	0%	1	1.9%	51	0	0%	0	0%	0	0%	0	0%		
UTPC-TX1-Primary Children's Med Ctr	9	1	11.1%	1	11.1%	0	0%	0	0%	11	1	9.1%	1	9.1%	0	0%	0	0%		
VACH-TX1-Children's Hosp of King's Daughters	2	0	0%	0	0%	0	0%	0	0%	1	0	0%	0	0%	0	0%	0	0%		
VAFH-TX1-Inova Fairfax Hosp	54	0	0%	0	0%	0	0%	0	0%	60	1	1.7%	0	0%	0	0%	1	1.7%		
VAHD-TX1-Henrico Doctors' Hospital	21	0	0%	0	0%	0	0%	0	0%	29	0	0%	0	0%	0	0%	0	0%		

Exhibit C

Transplant Center	2013									2012								
	Total Transplants	Total of Non-U.S. Residents and Non-Resident Aliens		Non-U.S. Citizen Non-U.S. Resident in U.S. for Other Reason		Non-U.S. Citizen Non-U.S. Resident in U.S. for Transplant		Non-Resident Alien (Listings Prior to March 2012)		Total Transplants	Total of Non-U.S. Residents and Non-Resident Aliens		Non-U.S. Citizen Non-U.S. Resident in U.S. for Other Reason		Non-U.S. Citizen Non-U.S. Resident in U.S. for Transplant		Non-Resident Alien (Listings Prior to March 2012)	
		N	N	%	N	%	N	%	N		%	N	N	%	N	%	N	%
VAMC-TX1-MCV Hospitals	82	0	0%	0	0%	0	0%	0	0%	99	1	1.0%	0	0%	0	0%	1	1.0%
VANG-TX1-Sentara Norfolk General Hospital	40	0	0%	0	0%	0	0%	0	0%	43	0	0%	0	0%	0	0%	0	0%
VAUV-TX1-Univ of Virginia HSC	48	0	0%	0	0%	0	0%	0	0%	53	0	0%	0	0%	0	0%	0	0%
VTMC-TX1-Fletcher Allen Health Care	20	0	0%	0	0%	0	0%	0	0%	11	0	0%	0	0%	0	0%	0	0%
WACH-TX1-Seattle Children's Hospital	13	0	0%	0	0%	0	0%	0	0%	16	0	0%	0	0%	0	0%	0	0%
WASH-TX1-Sacred Heart Med Ctr	29	0	0%	0	0%	0	0%	0	0%	34	0	0%	0	0%	0	0%	0	0%
WASM-TX1-Swedish Medical Center	51	1	2.0%	0	0%	0	0%	1	2.0%	57	0	0%	0	0%	0	0%	0	0%
WAUW-TX1-Univ of Washington Med Ctr	87	4	4.6%	0	0%	0	0%	4	4.6%	86	0	0%	0	0%	0	0%	0	0%
WAVM-TX1-Virginia Mason Med Ctr	79	0	0%	0	0%	0	0%	0	0%	71	0	0%	0	0%	0	0%	0	0%
WICH-TX1-Childrens Hosp of Wisconsin	5	0	0%	0	0%	0	0%	0	0%	6	1	16.7%	1	16.7%	0	0%	0	0%
WISE-TX1-Froedtert Mem Lutheran Hosp	56	0	0%	0	0%	0	0%	0	0%	53	0	0%	0	0%	0	0%	0	0%
WISL-TX1-Aurora St. Luke's Medical Center	24	0	0%	0	0%	0	0%	0	0%	23	0	0%	0	0%	0	0%	0	0%
WIUW-TX1-Univ of Wisconsin Hosp and Clinics	163	0	0%	0	0%	0	0%	0	0%	151	3	2.0%	1	0.7%	0	0%	2	1.3%
WVCA-TX1-Charleston Area Medical Center	41	0	0%	0	0%	0	0%	0	0%	38	0	0%	0	0%	0	0%	0	0%
U.S. Overall	11161	102	0.9%	34	0.3%	7	0.1%	61	0.5%	10868	88	0.8%	22	0.2%	3	0%	63	0.6%

Table 8. Recipient citizenship and residency for living donor kidney transplants performed during 2012-2013

Transplant Center	2013										2012								
	Total Transplants	Total of Non-U.S. Residents and Non-Resident Aliens		Non-U.S. Citizen Non-U.S. Resident in U.S. for Other Reason		Non-U.S. Citizen Non-U.S. Resident in U.S. for Transplant		Non-Resident Alien (Listings Prior to March 2012)		Total Transplants	Total of Non-U.S. Residents and Non-Resident Aliens		Non-U.S. Citizen Non-U.S. Resident in U.S. for Other Reason		Non-U.S. Citizen Non-U.S. Resident in U.S. for Transplant		Non-Resident Alien (Listings Prior to March 2012)		
		N	N	%	N	%	N	%	N		%	N	N	%	N	%	N	%	N
ALCH-TX1-Children's of Alabama	2	0	0%	0	0%	0	0%	0	0%	0	0	0	0	0	0	0	0	0	0
ALUA-TX1-Univ of Alabama Hospital	117	0	0%	0	0%	0	0%	0	0%	83	0	0%	0	0%	0	0%	0	0%	0
ARBH-TX1-Baptist Medical Center	4	0	0%	0	0%	0	0%	0	0%	13	0	0%	0	0%	0	0%	0	0%	0
ARCH-TX1-Arkansas Children's Hospital	0	0	0	0	0	0	0	0	0	1	0	0%	0	0%	0	0%	0	0%	0
ARUA-TX1-UAMS Medical Center	8	0	0%	0	0%	0	0%	0	0%	8	0	0%	0	0%	0	0%	0	0%	0
AZCH-TX1-Phoenix Children's Hospital	3	0	0%	0	0%	0	0%	0	0%	5	0	0%	0	0%	0	0%	0	0%	0
AZGS-TX1-Banner Good Samaritan Medical Ctr	49	1	2.0%	1	2.0%	0	0%	0	0%	48	0	0%	0	0%	0	0%	0	0%	0
AZMC-TX1-Mayo Clinic Hospital	73	0	0%	0	0%	0	0%	0	0%	80	0	0%	0	0%	0	0%	0	0%	0
AZUA-TX1-University Medical Ctr, Univ of AZ	16	0	0%	0	0%	0	0%	0	0%	15	0	0%	0	0%	0	0%	0	0%	0
CACH-TX1-Rady Children's Hosp & Health Center	0	0	0	0	0	0	0	0	0	4	2	50%	0	0%	0	0%	2	50%	2
CACL-TX1-Childrens Hospital Los Angeles	6	0	0%	0	0%	0	0%	0	0%	6	0	0%	0	0%	0	0%	0	0%	0
CACS-TX1-Cedars-Sinai Med Center	69	4	5.8%	1	1.4%	1	1.4%	2	2.9%	56	2	3.6%	0	0%	0	0%	2	3.6%	2
CAGH-TX1-Scripps Green Hospital	13	0	0%	0	0%	0	0%	0	0%	19	0	0%	0	0%	0	0%	0	0%	0
CAIM-TX1-UCI Medical Center	20	6	30%	2	10%	0	0%	4	20%	13	7	53.8%	0	0%	0	0%	7	53.8%	7
CALA-TX1-Harbor UCLA Med Center	4	2	50%	2	50%	0	0%	0	0%	5	3	60%	1	20%	0	0%	2	40%	2
CALL-TX1-Loma Linda Univ Med Ctr	41	1	2.4%	0	0%	0	0%	1	2.4%	35	2	5.7%	1	2.9%	0	0%	1	2.9%	1
CAPC-TX1-Lucile Salter Packard Children's Hosp	6	0	0%	0	0%	0	0%	0	0%	10	0	0%	0	0%	0	0%	0	0%	0
CAPM-TX1-California Pacific Med Ctr	55	5	9.1%	4	7.3%	0	0%	1	1.8%	58	2	3.4%	1	1.7%	0	0%	1	1.7%	1
CARC-TX1-Riverside Community Hosp	14	0	0%	0	0%	0	0%	0	0%	17	0	0%	0	0%	0	0%	0	0%	0
CASD-TX1-UCSD Medical Center	20	0	0%	0	0%	0	0%	0	0%	26	0	0%	0	0%	0	0%	0	0%	0
CASF-TX1-Univ of CA San Francisco Med Ctr	134	0	0%	0	0%	0	0%	0	0%	122	0	0%	0	0%	0	0%	0	0%	0
CASG-TX1-Sutter Memorial Hospital	0	0	0	0	0	0	0	0	0	3	0	0%	0	0%	0	0%	0	0%	0
CASH-TX1-Sharp Memorial Hospital	24	0	0%	0	0%	0	0%	0	0%	32	0	0%	0	0%	0	0%	0	0%	0
CASJ-TX1-St Joseph Hospital	7	0	0%	0	0%	0	0%	0	0%	12	0	0%	0	0%	0	0%	0	0%	0
CASM-TX1-UC Davis Medical Center	49	0	0%	0	0%	0	0%	0	0%	50	1	2.0%	0	0%	0	0%	1	2.0%	1

Exhibit C

Transplant Center	2013										2012							
	Total Transplants	Total of Non-U.S. Residents and Non-Resident Aliens		Non-U.S. Citizen Non-U.S. Resident in U.S. for Other Reason		Non-U.S. Citizen Non-U.S. Resident in U.S. for Transplant		Non-Resident Alien (Listings Prior to March 2012)		Total Transplants	Total of Non-U.S. Residents and Non-Resident Aliens		Non-U.S. Citizen Non-U.S. Resident in U.S. for Other Reason		Non-U.S. Citizen Non-U.S. Resident in U.S. for Transplant		Non-Resident Alien (Listings Prior to March 2012)	
		N	N	%	N	%	N	%	N		%	N	N	%	N	%	N	%
CASU-TX1-Stanford Univ Med Ctr	45	2	4.4%	1	2.2%	0	0%	1	2.2%	34	0	0%	0	0%	0	0%	0	0%
CASV-TX1-St. Vincent Medical Center	4	0	0%	0	0%	0	0%	0	0%	9	0	0%	0	0%	0	0%	0	0%
CAUC-TX1-UCLA Medical Center	122	1	0.8%	0	0%	1	0.8%	0	0%	109	0	0%	0	0%	0	0%	0	0%
CAUH-TX1-Keck Hospital of USC	16	0	0%	0	0%	0	0%	0	0%	12	0	0%	0	0%	0	0%	0	0%
COPM-TX1-Centura Porter Adventist Hosp	29	0	0%	0	0%	0	0%	0	0%	37	0	0%	0	0%	0	0%	0	0%
COSL-TX1-Presbyterian/ St Lukes Med Ctr	22	0	0%	0	0%	0	0%	0	0%	12	0	0%	0	0%	0	0%	0	0%
COUC-TX1-University of Colorado Hospital/HSC	40	0	0%	0	0%	0	0%	0	0%	55	0	0%	0	0%	0	0%	0	0%
CTHH-TX1-Hartford Hospital	19	0	0%	0	0%	0	0%	0	0%	18	0	0%	0	0%	0	0%	0	0%
CTYN-TX1-Yale New Haven Hosp	46	1	2.2%	0	0%	0	0%	1	2.2%	47	1	2.1%	1	2.1%	0	0%	0	0%
DCCH-TX1-Children's National Medical Ctr	1	0	0%	0	0%	0	0%	0	0%	3	0	0%	0	0%	0	0%	0	0%
DCGU-TX1-Georgetown Univ Med Ctr	39	1	2.6%	0	0%	1	2.6%	0	0%	24	3	12.5%	1	4.2%	1	4.2%	1	4.2%
DCWH-TX1-Washington Hospital Center	0	0	0	0	0	0	0	0	0	14	0	0%	0	0%	0	0%	0	0%
DCWR-TX1-Walter Reed National Military	6	0	0%	0	0%	0	0%	0	0%	5	0	0%	0	0%	0	0%	0	0%
DEAI-TX1-Alfred I duPont Hospital for Children	2	0	0%	0	0%	0	0%	0	0%	1	0	0%	0	0%	0	0%	0	0%
DECC-TX1-Christiana Care Health Services	6	0	0%	0	0%	0	0%	0	0%	7	0	0%	0	0%	0	0%	0	0%
FLCC-TX1-Cleveland Clinic Florida Weston	1	1	100%	0	0%	1	100%	0	0%	0	0	0	0	0	0	0	0	0
FLFH-TX1-Florida Hospital Medical Center	29	0	0%	0	0%	0	0%	0	0%	30	0	0%	0	0%	0	0%	0	0%
FLFR-TX1-Gulf Coast Medical Center	10	0	0%	0	0%	0	0%	0	0%	6	0	0%	0	0%	0	0%	0	0%
FLHM-TX1-Halifax Medical Center	1	0	0%	0	0%	0	0%	0	0%	1	0	0%	0	0%	0	0%	0	0%
FLJM-TX1-Jackson Memorial Hospital	99	2	2.0%	1	1.0%	0	0%	1	1.0%	97	0	0%	0	0%	0	0%	0	0%
FLSL-TX1-Mayo Clinic Florida	47	0	0%	0	0%	0	0%	0	0%	42	0	0%	0	0%	0	0%	0	0%
FLTG-TX1-Tampa General Hospital	59	0	0%	0	0%	0	0%	0	0%	33	0	0%	0	0%	0	0%	0	0%
FLUF-TX1-Shands Hosp at Univ of FI	27	0	0%	0	0%	0	0%	0	0%	27	0	0%	0	0%	0	0%	0	0%
GAEH-TX1-Children's Healthcare of Atlanta	12	0	0%	0	0%	0	0%	0	0%	11	0	0%	0	0%	0	0%	0	0%
GAEM-TX1-Emory University Hospital	62	1	1.6%	0	0%	0	0%	1	1.6%	64	0	0%	0	0%	0	0%	0	0%
GAMC-TX1-Georgia Health Sciences Medical Ctr	15	0	0%	0	0%	0	0%	0	0%	14	0	0%	0	0%	0	0%	0	0%
GAPH-TX1-Piedmont Hospital	74	0	0%	0	0%	0	0%	0	0%	57	0	0%	0	0%	0	0%	0	0%

Exhibit C

Transplant Center	2013										2012							
	Total Transplants	Total of Non-U.S. Residents and Non-Resident Aliens		Non-U.S. Citizen Non-U.S. Resident in U.S. for Other Reason		Non-U.S. Citizen Non-U.S. Resident in U.S. for Transplant		Non-Resident Alien (Listings Prior to March 2012)		Total Transplants	Total of Non-U.S. Residents and Non-Resident Aliens		Non-U.S. Citizen Non-U.S. Resident in U.S. for Other Reason		Non-U.S. Citizen Non-U.S. Resident in U.S. for Transplant		Non-Resident Alien (Listings Prior to March 2012)	
		N	N	%	N	%	N	%	N		%	N	N	%	N	%	N	%
HIQM-TX1-The Queen's Medical Center	10	0	0%	0	0%	0	0%	0	0%	3	1	33.3%	1	33.3%	0	0%	0	0%
IAIM-TX1-Iowa Methodist Medical Center	4	0	0%	0	0%	0	0%	0	0%	9	0	0%	0	0%	0	0%	0	0%
IAIV-TX1-Univ of Iowa Hosp and Clinics	20	0	0%	0	0%	0	0%	0	0%	21	0	0%	0	0%	0	0%	0	0%
IAIV-VA1-Iowa City VA Medical Center	3	0	0%	0	0%	0	0%	0	0%	4	0	0%	0	0%	0	0%	0	0%
IAMH-TX1-Mercy Medical Center	15	0	0%	0	0%	0	0%	0	0%	11	0	0%	0	0%	0	0%	0	0%
ILCH-TX1-Advocate Christ Medical Center	5	0	0%	0	0%	0	0%	0	0%	4	0	0%	0	0%	0	0%	0	0%
ILCM-TX1-Ann & Robert H. Lurie Children's Hosp	11	0	0%	0	0%	0	0%	0	0%	9	0	0%	0	0%	0	0%	0	0%
ILLU-TX1-Loyola Univ Med Center	35	1	2.9%	1	2.9%	0	0%	0	0%	27	1	3.7%	1	3.7%	0	0%	0	0%
ILMM-TX1-Memorial Medical Center	7	0	0%	0	0%	0	0%	0	0%	10	0	0%	0	0%	0	0%	0	0%
ILNM-TX1-Northwestern Memorial Hospital	122	0	0%	0	0%	0	0%	0	0%	155	0	0%	0	0%	0	0%	0	0%
ILPL-TX1-Rush University Med Ctr	15	2	13.3%	1	6.7%	0	0%	1	6.7%	10	0	0%	0	0%	0	0%	0	0%
ILSF-TX1-OSF St Francis Med Ctr	7	0	0%	0	0%	0	0%	0	0%	18	0	0%	0	0%	0	0%	0	0%
ILUC-TX1-Univ of Chicago Med Ctr	14	0	0%	0	0%	0	0%	0	0%	15	1	6.7%	0	0%	1	6.7%	0	0%
ILUI-TX1-University of Illinois Medical Center	79	0	0%	0	0%	0	0%	0	0%	64	1	1.6%	0	0%	0	0%	1	1.6%
INIM-TX1-Indiana University Health	72	0	0%	0	0%	0	0%	0	0%	62	0	0%	0	0%	0	0%	0	0%
INLH-TX1-Lutheran Hosp of Ft Wayne	16	0	0%	0	0%	0	0%	0	0%	17	0	0%	0	0%	0	0%	0	0%
INSV-TX1-St Vincent Hosp and Health Care Ctr	12	0	0%	0	0%	0	0%	0	0%	10	0	0%	0	0%	0	0%	0	0%
KSFV-TX1-Via Christi Hospitals Wichita, Inc.	0	0	0	0	0	0	0	0	0	6	0	0%	0	0%	0	0%	0	0%
KSUK-TX1-University of Kansas Hospital	21	0	0%	0	0%	0	0%	0	0%	22	0	0%	0	0%	0	0%	0	0%
KYJH-TX1-Jewish Hospital	14	0	0%	0	0%	0	0%	0	0%	9	0	0%	0	0%	0	0%	0	0%
KYKC-TX1-Kosair Children's Hospital	1	0	0%	0	0%	0	0%	0	0%	0	0	0	0	0	0	0	0	0
KYUK-TX1-Univ of Kentucky Med Ctr	21	0	0%	0	0%	0	0%	0	0%	17	0	0%	0	0%	0	0%	0	0%
LACH-TX1-Children's Hospital	4	0	0%	0	0%	0	0%	0	0%	4	0	0%	0	0%	0	0%	0	0%
LAOF-TX1-Ochsner Foundation Hospital	39	0	0%	0	0%	0	0%	0	0%	33	0	0%	0	0%	0	0%	0	0%
LATU-TX1-Tulane Medical Center	21	0	0%	0	0%	0	0%	0	0%	23	0	0%	0	0%	0	0%	0	0%
LAWK-TX1-Willis-Knighton Medical Center	4	0	0%	0	0%	0	0%	0	0%	2	0	0%	0	0%	0	0%	0	0%
MABI-TX1-Beth Israel Deaconess Med Ctr	34	1	2.9%	1	2.9%	0	0%	0	0%	24	1	4.2%	0	0%	0	0%	1	4.2%

Exhibit C

Transplant Center	2013										2012							
	Total Transplants	Total of Non-U.S. Residents and Non-Resident Aliens		Non-U.S. Citizen Non-U.S. Resident in U.S. for Other Reason		Non-U.S. Citizen Non-U.S. Resident in U.S. for Transplant		Non-Resident Alien (Listings Prior to March 2012)		Total Transplants	Total of Non-U.S. Residents and Non-Resident Aliens		Non-U.S. Citizen Non-U.S. Resident in U.S. for Other Reason		Non-U.S. Citizen Non-U.S. Resident in U.S. for Transplant		Non-Resident Alien (Listings Prior to March 2012)	
		N	N	%	N	%	N	%	N		%	N	N	%	N	%	N	%
MABS-TX1-Baystate Medical Center	20	0	0%	0	0%	0	0%	0	0%	10	0	0%	0	0%	0	0%	0	0%
MABU-TX1-Boston Medical Center	9	2	22.2%	2	22.2%	0	0%	0	0%	13	0	0%	0	0%	0	0%	0	0%
MACH-TX1-Boston Children's Hospital	10	2	20%	0	0%	2	20%	0	0%	10	2	20%	0	0%	0	0%	2	20%
MALC-TX1-Lahey Clinic Med Ctr	13	0	0%	0	0%	0	0%	0	0%	12	0	0%	0	0%	0	0%	0	0%
MAMG-TX1-Massachusetts General Hospital	32	0	0%	0	0%	0	0%	0	0%	39	0	0%	0	0%	0	0%	0	0%
MANM-TX1-Tufts Medical Center	15	0	0%	0	0%	0	0%	0	0%	14	0	0%	0	0%	0	0%	0	0%
MAPB-TX1-Brigham and Women's Hosp	27	1	3.7%	0	0%	0	0%	1	3.7%	36	2	5.6%	0	0%	0	0%	2	5.6%
MAUM-TX1-UMass Memorial Medical Center	10	0	0%	0	0%	0	0%	0	0%	10	0	0%	0	0%	0	0%	0	0%
MDJH-TX1-Johns Hopkins Hospital	92	0	0%	0	0%	0	0%	0	0%	86	0	0%	0	0%	0	0%	0	0%
MDUM-TX1-Univ of Maryland Med System	104	0	0%	0	0%	0	0%	0	0%	102	1	1.0%	0	0%	0	0%	1	1.0%
MEMC-TX1-Maine Medical Center	19	0	0%	0	0%	0	0%	0	0%	18	0	0%	0	0%	0	0%	0	0%
MIBH-TX1-William Beaumont Hospital	16	0	0%	0	0%	0	0%	0	0%	12	0	0%	0	0%	0	0%	0	0%
MICH-TX1-Children's Hosp of Michigan	1	0	0%	0	0%	0	0%	0	0%	0	0	0	0	0	0	0	0	0
MIDV-TX1-Helen DeVos Children's Hospital	1	0	0%	0	0%	0	0%	0	0%	2	0	0%	0	0%	0	0%	0	0%
MIHF-TX1-Henry Ford Hospital	32	0	0%	0	0%	0	0%	0	0%	42	0	0%	0	0%	0	0%	0	0%
MIHH-TX1-Harper Univ Hospital Detroit Med Ctr	3	1	33.3%	0	0%	1	33.3%	0	0%	6	0	0%	0	0%	0	0%	0	0%
MISJ-TX1-St John Hosp and Med Ctr	14	0	0%	0	0%	0	0%	0	0%	14	0	0%	0	0%	0	0%	0	0%
MISM-TX1-St. Mary's Health Care - Main Hosp.	28	0	0%	0	0%	0	0%	0	0%	33	0	0%	0	0%	0	0%	0	0%
MIUM-TX1-Univ of Michigan Med Ctr	121	0	0%	0	0%	0	0%	0	0%	101	0	0%	0	0%	0	0%	0	0%
MNAC-TX1-Univ of MN Amplatz Children's Hosp	4	0	0%	0	0%	0	0%	0	0%	0	0	0	0	0	0	0	0	0
MNAN-TX1-Abbott Northwestern Hospital	14	0	0%	0	0%	0	0%	0	0%	16	0	0%	0	0%	0	0%	0	0%
MNHC-TX1-Hennepin County Med Ctr	24	1	4.2%	1	4.2%	0	0%	0	0%	36	0	0%	0	0%	0	0%	0	0%
MNMC-TX1-Rochester Methodist Hosp- Mayo Clinic	118	6	5.1%	0	0%	6	5.1%	0	0%	121	2	1.7%	0	0%	2	1.7%	0	0%
MNSM-TX1-St Marys Hospital (Mayo Clinic)	3	0	0%	0	0%	0	0%	0	0%	2	0	0%	0	0%	0	0%	0	0%
MNUM-TX1-Univ. of Minnesota Medical Center	73	1	1.4%	0	0%	1	1.4%	0	0%	78	2	2.6%	0	0%	1	1.3%	1	1.3%
MOBH-TX1-Barnes-Jewish Hospital	47	0	0%	0	0%	0	0%	0	0%	55	0	0%	0	0%	0	0%	0	0%
MOCH-TX1-St. Louis Children's Hospital	3	0	0%	0	0%	0	0%	0	0%	2	0	0%	0	0%	0	0%	0	0%

Exhibit C

Transplant Center	2013										2012									
	Total Transplants		Total of Non-U.S. Residents and Non-Resident Aliens		Non-U.S. Citizen Non-U.S. Resident in U.S. for Other Reason		Non-U.S. Citizen Non-U.S. Resident in U.S. for Transplant		Non-Resident Alien (Listings Prior to March 2012)		Total Transplants		Total of Non-U.S. Residents and Non-Resident Aliens		Non-U.S. Citizen Non-U.S. Resident in U.S. for Other Reason		Non-U.S. Citizen Non-U.S. Resident in U.S. for Transplant		Non-Resident Alien (Listings Prior to March 2012)	
	N	%	N	%	N	%	N	%	N	%	N	%	N	%	N	%	N	%	N	%
MOCM-TX1-Children's Mercy Hospital	6	0	0%	0	0%	0	0%	0	0%	7	0	0%	0	0%	0	0%	0	0%	0	0%
MOLH-TX1-Saint Luke's Hospital of Kansas City	2	0	0%	0	0%	0	0%	0	0%	1	0	0%	0	0%	0	0%	0	0%	0	0%
MORH-TX1-Research Medical Center	8	0	0%	0	0%	0	0%	0	0%	8	0	0%	0	0%	0	0%	0	0%	0	0%
MOSL-TX1-St. Louis University Hospital	5	0	0%	0	0%	0	0%	0	0%	5	0	0%	0	0%	0	0%	0	0%	0	0%
MOUM-TX1-Univ of Missouri Hosp and Clinic	2	0	0%	0	0%	0	0%	0	0%	5	0	0%	0	0%	0	0%	0	0%	0	0%
MSUM-TX1-Univ of MS Med Ctr	4	0	0%	0	0%	0	0%	0	0%	0	0	0	0	0	0	0	0	0	0	0
NCBG-TX1-Wake Forest Baptist Medical Center	24	0	0%	0	0%	0	0%	0	0%	25	0	0%	0	0%	0	0%	0	0%	0	0%
NCCM-TX1-Carolinas Medical Center	28	0	0%	0	0%	0	0%	0	0%	31	0	0%	0	0%	0	0%	0	0%	0	0%
NCDU-TX1-Duke University Hospital	22	0	0%	0	0%	0	0%	0	0%	22	0	0%	0	0%	0	0%	0	0%	0	0%
NCEC-TX1-Vidant Medical Center	13	0	0%	0	0%	0	0%	0	0%	10	0	0%	0	0%	0	0%	0	0%	0	0%
NCMH-TX1-UNC Hospitals	20	0	0%	0	0%	0	0%	0	0%	36	0	0%	0	0%	0	0%	0	0%	0	0%
NDMC-TX1-Sanford Bismarck Medical Center	10	0	0%	0	0%	0	0%	0	0%	5	0	0%	0	0%	0	0%	0	0%	0	0%
NDSL-TX1-Sanford Medical Center Fargo	8	0	0%	0	0%	0	0%	0	0%	9	0	0%	0	0%	0	0%	0	0%	0	0%
NEUN-TX1-The Nebraska Medical Center	25	0	0%	0	0%	0	0%	0	0%	34	0	0%	0	0%	0	0%	0	0%	0	0%
NHDH-TX1-Mary Hitchcock Memorial Hosp	20	0	0%	0	0%	0	0%	0	0%	20	0	0%	0	0%	0	0%	0	0%	0	0%
NJBI-TX1-Newark Beth Israel Med Ctr	17	0	0%	0	0%	0	0%	0	0%	33	0	0%	0	0%	0	0%	0	0%	0	0%
NJHK-TX1-Hackensack University Medical Center	1	0	0%	0	0%	0	0%	0	0%	3	0	0%	0	0%	0	0%	0	0%	0	0%
NJLL-TX1-Our Lady of Lourdes Med Ctr	13	0	0%	0	0%	0	0%	0	0%	4	0	0%	0	0%	0	0%	0	0%	0	0%
NJRW-TX1-Robert Wood Johnson University Hosp	16	0	0%	0	0%	0	0%	0	0%	29	0	0%	0	0%	0	0%	0	0%	0	0%
NJSB-TX1-St Barnabas Medical Center	123	0	0%	0	0%	0	0%	0	0%	120	1	0.8%	0	0%	0	0%	0	0%	1	0.8%
NMAQ-TX1-University Hospital	6	0	0%	0	0%	0	0%	0	0%	6	0	0%	0	0%	0	0%	0	0%	0	0%
NMPH-TX1-Presbyterian Hospital	16	0	0%	0	0%	0	0%	0	0%	10	0	0%	0	0%	0	0%	0	0%	0	0%
NVUM-TX1-University Med Ctr of Southern NV	1	0	0%	0	0%	0	0%	0	0%	3	0	0%	0	0%	0	0%	0	0%	0	0%
NYAM-TX1-Albany Med Center Hospital	7	0	0%	0	0%	0	0%	0	0%	15	0	0%	0	0%	0	0%	0	0%	0	0%
NYCP-TX1-New York-Presbyterian/Columbia	107	2	1.9%	1	0.9%	1	0.9%	0	0%	112	3	2.7%	2	1.8%	1	0.9%	0	0%	0	0%
NYDS-TX1-SUNY Downstate Medical Center	3	0	0%	0	0%	0	0%	0	0%	3	0	0%	0	0%	0	0%	0	0%	0	0%
NYEC-TX1-Erie County Medical Center	18	0	0%	0	0%	0	0%	0	0%	20	0	0%	0	0%	0	0%	0	0%	0	0%

Exhibit C

Transplant Center	2013										2012							
	Total Transplants	Total of Non-U.S. Residents and Non-Resident Aliens		Non-U.S. Citizen Non-U.S. Resident in U.S. for Other Reason		Non-U.S. Citizen Non-U.S. Resident in U.S. for Transplant		Non-Resident Alien (Listings Prior to March 2012)		Total Transplants	Total of Non-U.S. Residents and Non-Resident Aliens		Non-U.S. Citizen Non-U.S. Resident in U.S. for Other Reason		Non-U.S. Citizen Non-U.S. Resident in U.S. for Transplant		Non-Resident Alien (Listings Prior to March 2012)	
		N	N	%	N	%	N	%	N		%	N	N	%	N	%	N	%
NYFL-TX1-Strong Memorial Hospital	29	0	0%	0	0%	0	0%	0	0%	27	0	0%	0	0%	0	0%	0	0%
NYMA-TX1-Montefiore Medical Center	19	0	0%	0	0%	0	0%	0	0%	17	1	5.9%	0	0%	1	5.9%	0	0%
NYMS-TX1-Mount Sinai Med Center	79	2	2.5%	0	0%	2	2.5%	0	0%	74	5	6.8%	1	1.4%	1	1.4%	3	4.1%
NYNS-TX1-North Shore University Hospital	13	0	0%	0	0%	0	0%	0	0%	9	0	0%	0	0%	0	0%	0	0%
NYNY-TX1-New York-Presbyterian/Weill Cornell	132	5	3.8%	2	1.5%	2	1.5%	1	0.8%	109	4	3.7%	1	0.9%	1	0.9%	2	1.8%
NYSB-TX1-University Hosp of SUNY	26	0	0%	0	0%	0	0%	0	0%	17	0	0%	0	0%	0	0%	0	0%
NYSL-TX1-St Luke's Roosevelt Hosp Ctr	1	0	0%	0	0%	0	0%	0	0%	4	0	0%	0	0%	0	0%	0	0%
NYUC-TX1-New York Univ Medical Center	8	0	0%	0	0%	0	0%	0	0%	8	1	12.5%	0	0%	1	12.5%	0	0%
NYUM-TX1-SUNY Upstate Medical University	7	0	0%	0	0%	0	0%	0	0%	9	0	0%	0	0%	0	0%	0	0%
NYWC-TX1-Westchester Medical Center	13	0	0%	0	0%	0	0%	0	0%	6	0	0%	0	0%	0	0%	0	0%
OHCC-TX1-Cleveland Clinic Foundation	81	4	4.9%	0	0%	4	4.9%	0	0%	61	3	4.9%	0	0%	2	3.3%	1	1.6%
OHCH-TX1-Nationwide Children's Hospital	6	0	0%	0	0%	0	0%	0	0%	5	0	0%	0	0%	0	0%	0	0%
OHCM-TX1-Children's Hosp Med Ctr	24	0	0%	0	0%	0	0%	0	0%	17	0	0%	0	0%	0	0%	0	0%
OHCO-TX1-University of Toledo Medical Center	12	0	0%	0	0%	0	0%	0	0%	10	0	0%	0	0%	0	0%	0	0%
OHMV-TX1-Miami Valley Hosp	9	0	0%	0	0%	0	0%	0	0%	18	0	0%	0	0%	0	0%	0	0%
OHOU-TX1-Ohio State Univ Med Ctr	80	0	0%	0	0%	0	0%	0	0%	81	0	0%	0	0%	0	0%	0	0%
OHTC-TX1-The Christ Hospital	41	0	0%	0	0%	0	0%	0	0%	43	0	0%	0	0%	0	0%	0	0%
OHUC-TX1-University of Cincinnati Medical Cen	59	0	0%	0	0%	0	0%	0	0%	55	0	0%	0	0%	0	0%	0	0%
OHUH-TX1-University Hosp of Cleveland	18	0	0%	0	0%	0	0%	0	0%	26	0	0%	0	0%	0	0%	0	0%
OKBC-TX1-Integris Baptist Med Ctr	31	0	0%	0	0%	0	0%	0	0%	23	0	0%	0	0%	0	0%	0	0%
OKCM-TX1-Children's Hosp of Oklahoma	1	0	0%	0	0%	0	0%	0	0%	3	0	0%	0	0%	0	0%	0	0%
OKMD-TX1-OU Medical Center	5	0	0%	0	0%	0	0%	0	0%	4	0	0%	0	0%	0	0%	0	0%
OKSA-TX1-St Anthony Hospital	0	0	0%	0	0%	0	0%	0	0%	1	0	0%	0	0%	0	0%	0	0%
OKSF-TX1-Saint Francis Hospital	8	0	0%	0	0%	0	0%	0	0%	7	0	0%	0	0%	0	0%	0	0%
OKSJ-TX1-St. John Medical Center	6	0	0%	0	0%	0	0%	0	0%	4	0	0%	0	0%	0	0%	0	0%
ORGS-TX1-Legacy Good Samaritan Hosp Med Ctr	22	0	0%	0	0%	0	0%	0	0%	19	0	0%	0	0%	0	0%	0	0%
ORUO-TX1-Oregon Health and Science University	23	0	0%	0	0%	0	0%	0	0%	42	0	0%	0	0%	0	0%	0	0%

Exhibit C

Transplant Center	2013										2012							
	Total Transplants	Total of Non-U.S. Residents and Non-Resident Aliens		Non-U.S. Citizen Non-U.S. Resident in U.S. for Other Reason		Non-U.S. Citizen Non-U.S. Resident in U.S. for Transplant		Non-Resident Alien (Listings Prior to March 2012)		Total Transplants	Total of Non-U.S. Residents and Non-Resident Aliens		Non-U.S. Citizen Non-U.S. Resident in U.S. for Other Reason		Non-U.S. Citizen Non-U.S. Resident in U.S. for Transplant		Non-Resident Alien (Listings Prior to March 2012)	
		N	N	%	N	%	N	%	N		%	N	N	%	N	%	N	%
ORUO-VA1-Portland VA Medical Center	5	0	0%	0	0%	0	0%	0	0%	5	0	0%	0	0%	0	0%	0	0%
PAAE-TX1-Albert Einstein Med Ctr	6	0	0%	0	0%	0	0%	0	0%	4	0	0%	0	0%	0	0%	0	0%
PAAG-TX1-Allegheny General Hosp	25	0	0%	0	0%	0	0%	0	0%	31	0	0%	0	0%	0	0%	0	0%
PACC-TX1-Crozer-Chester Medical Center	0	0	0	0	0	0	0	0	0	1	0	0%	0	0%	0	0%	0	0%
PACH-TX1-Children's Hosp of Pittsburgh of UPMC	4	0	0%	0	0%	0	0%	0	0%	5	0	0%	0	0%	0	0%	0	0%
PACP-TX1-Childrens Hosp of Philadelphia	9	0	0%	0	0%	0	0%	0	0%	8	1	12.5%	0	0%	1	12.5%	0	0%
PAGM-TX1-Geisinger Medical Center	14	0	0%	0	0%	0	0%	0	0%	19	0	0%	0	0%	0	0%	0	0%
PAHE-TX1-Penn State Milton S Hershey Med Ctr	18	0	0%	0	0%	0	0%	0	0%	14	0	0%	0	0%	0	0%	0	0%
PAHH-TX1-Harrisburg Hospital	28	0	0%	0	0%	0	0%	0	0%	33	0	0%	0	0%	0	0%	0	0%
PAHM-TX1-Hahnemann University Hospital	9	0	0%	0	0%	0	0%	0	0%	10	0	0%	0	0%	0	0%	0	0%
PALH-TX1-The Lankenau Hospital	4	0	0%	0	0%	0	0%	0	0%	5	0	0%	0	0%	0	0%	0	0%
PALV-TX1-Lehigh Valley Hospital	18	0	0%	0	0%	0	0%	0	0%	8	0	0%	0	0%	0	0%	0	0%
PAPT-TX1-Univ of Pittsburgh Med Ctr	90	0	0%	0	0%	0	0%	0	0%	43	0	0%	0	0%	0	0%	0	0%
PASC-TX1-St. Christopher's Hosp for Children	0	0	0	0	0	0	0	0	0	1	0	0%	0	0%	0	0%	0	0%
PATJ-TX1-Thomas Jefferson Univ Hosp	27	0	0%	0	0%	0	0%	0	0%	16	0	0%	0	0%	0	0%	0	0%
PATU-TX1-Temple Univ Hospital	3	0	0%	0	0%	0	0%	0	0%	3	0	0%	0	0%	0	0%	0	0%
PAUP-TX1-The Hosp of the Univ of PA	56	1	1.8%	0	0%	1	1.8%	0	0%	70	0	0%	0	0%	0	0%	0	0%
PAVA-TX1-VA Pittsburgh Healthcare System	12	0	0%	0	0%	0	0%	0	0%	4	0	0%	0	0%	0	0%	0	0%
PAWV-TX1-Geisinger Wyoming Valley Medical Ctr	11	0	0%	0	0%	0	0%	0	0%	5	0	0%	0	0%	0	0%	0	0%
PRSJ-TX1-Auxilio Mutuo Hosp	7	0	0%	0	0%	0	0%	0	0%	4	0	0%	0	0%	0	0%	0	0%
RIRH-TX1-Rhode Island Hospital	13	0	0%	0	0%	0	0%	0	0%	25	0	0%	0	0%	0	0%	0	0%
SCMU-TX1-Medical Univ of SC	24	0	0%	0	0%	0	0%	0	0%	27	0	0%	0	0%	0	0%	0	0%
SDMK-TX1-Avera McKennan Hosp	3	0	0%	0	0%	0	0%	0	0%	8	0	0%	0	0%	0	0%	0	0%
SDSV-TX1-Sanford Health/USD Medical Center	4	0	0%	0	0%	0	0%	0	0%	7	0	0%	0	0%	0	0%	0	0%
TNEM-TX1-Erlanger Med Ctr	1	0	0%	0	0%	0	0%	0	0%	2	0	0%	0	0%	0	0%	0	0%
TNLB-TX1-Le Bonheur Children's Med Ctr	1	0	0%	0	0%	0	0%	0	0%	3	0	0%	0	0%	0	0%	0	0%
TNMH-TX1-Methodist University Hospital	17	0	0%	0	0%	0	0%	0	0%	25	0	0%	0	0%	0	0%	0	0%

Exhibit C

Transplant Center	2013										2012							
	Total Transplants	Total of Non-U.S. Residents and Non-Resident Aliens		Non-U.S. Citizen Non-U.S. Resident in U.S. for Other Reason		Non-U.S. Citizen Non-U.S. Resident in U.S. for Transplant		Non-Resident Alien (Listings Prior to March 2012)		Total Transplants	Total of Non-U.S. Residents and Non-Resident Aliens		Non-U.S. Citizen Non-U.S. Resident in U.S. for Other Reason		Non-U.S. Citizen Non-U.S. Resident in U.S. for Transplant		Non-Resident Alien (Listings Prior to March 2012)	
		N	N	%	N	%	N	%	N		%	N	N	%	N	%	N	%
TNPV-TX1-Centennial Medical Center	9	0	0%	0	0%	0	0%	0	0%	8	0	0%	0	0%	0	0%	0	0%
TNST-TX1-St. Thomas Hospital	2	0	0%	0	0%	0	0%	0	0%	2	0	0%	0	0%	0	0%	0	0%
TNUK-TX1-University of TN Med. Ctr. at Knoxville	11	0	0%	0	0%	0	0%	0	0%	10	0	0%	0	0%	0	0%	0	0%
TNVU-TX1-Vanderbilt Univ Med Ctr	65	0	0%	0	0%	0	0%	0	0%	69	0	0%	0	0%	0	0%	0	0%
TNVU-VA1-Nashville VA Medical Center	2	0	0%	0	0%	0	0%	0	0%	6	0	0%	0	0%	0	0%	0	0%
TXAS-TX1-Baylor All Saints Medical Center	16	0	0%	0	0%	0	0%	0	0%	15	0	0%	0	0%	0	0%	0	0%
TXBC-TX1-University Hospital	29	0	0%	0	0%	0	0%	0	0%	29	0	0%	0	0%	0	0%	0	0%
TXCF-TX1-Cook Children's Med Ctr	0	0	0	0	0	0	0	0	0	1	0	0%	0	0%	0	0%	0	0%
TXCM-TX1-Children's Med Ctr of Dallas	4	0	0%	0	0%	0	0%	0	0%	7	0	0%	0	0%	0	0%	0	0%
TXDM-TX1-North Austin Medical Center	17	1	5.9%	1	5.9%	0	0%	0	0%	15	0	0%	0	0%	0	0%	0	0%
TXHD-TX1-Medical City Dallas Hospital	14	0	0%	0	0%	0	0%	0	0%	15	0	0%	0	0%	0	0%	0	0%
TXHH-TX1-Memorial Hermann Hospital	11	1	9.1%	0	0%	1	9.1%	0	0%	7	0	0%	0	0%	0	0%	0	0%
TXHI-TX1-CHI St. Luke's Health Baylor College	27	0	0%	0	0%	0	0%	0	0%	17	0	0%	0	0%	0	0%	0	0%
TXHS-TX1-Methodist Specialty & Transplant Hosp	188	1	0.5%	0	0%	1	0.5%	0	0%	175	0	0%	0	0%	0	0%	0	0%
TXJS-TX1-Univ of Texas Med Branch	1	0	0%	0	0%	0	0%	0	0%	1	0	0%	0	0%	0	0%	0	0%
TXLP-TX1-Las Palmas Medical Center	3	0	0%	0	0%	0	0%	0	0%	4	0	0%	0	0%	0	0%	0	0%
TXMA-TX1-McAllen Medical Center	3	0	0%	0	0%	0	0%	0	0%	3	0	0%	0	0%	0	0%	0	0%
TXMC-TX1-Methodist Dallas Medical Center	7	0	0%	0	0%	0	0%	0	0%	7	0	0%	0	0%	0	0%	0	0%
TXMH-TX1-The Methodist Hospital	67	0	0%	0	0%	0	0%	0	0%	63	3	4.8%	0	0%	2	3.2%	1	1.6%
TXPL-TX1-Plaza Medical Center of Ft Worth	2	0	0%	0	0%	0	0%	0	0%	1	0	0%	0	0%	0	0%	0	0%
TXPM-TX1-Parkland Memorial Hospital	2	0	0%	0	0%	0	0%	0	0%	4	0	0%	0	0%	0	0%	0	0%
TXRM-TX1-Christus Santa Rosa Hospital Med. Ctr	5	0	0%	0	0%	0	0%	0	0%	6	0	0%	0	0%	0	0%	0	0%
TXSP-TX1-University Hospital - St. Paul	12	0	0%	0	0%	0	0%	0	0%	20	0	0%	0	0%	0	0%	0	0%
TXSW-TX1-Scott and White Mem Hosp	7	0	0%	0	0%	0	0%	0	0%	2	0	0%	0	0%	0	0%	0	0%
TXTC-TX1-Texas Children's Hospital	9	0	0%	0	0%	0	0%	0	0%	11	2	18.2%	1	9.1%	0	0%	1	9.1%
TXTX-TX1-Baylor University Medical Center	22	0	0%	0	0%	0	0%	0	0%	39	0	0%	0	0%	0	0%	0	0%
TXTY-TX1-East Texas Med Ctr	18	0	0%	0	0%	0	0%	0	0%	17	0	0%	0	0%	0	0%	0	0%

Exhibit C

Transplant Center	2013										2012							
	Total Transplants	Total of Non-U.S. Residents and Non-Resident Aliens		Non-U.S. Citizen Non-U.S. Resident in U.S. for Other Reason		Non-U.S. Citizen Non-U.S. Resident in U.S. for Transplant		Non-Resident Alien (Listings Prior to March 2012)		Total Transplants	Total of Non-U.S. Residents and Non-Resident Aliens		Non-U.S. Citizen Non-U.S. Resident in U.S. for Other Reason		Non-U.S. Citizen Non-U.S. Resident in U.S. for Transplant		Non-Resident Alien (Listings Prior to March 2012)	
		N	N	%	N	%	N	%	N		%	N	N	%	N	%	N	%
UTLD-TX1-Intermountain Medical Center	34	0	0%	0	0%	0	0%	0	0%	36	0	0%	0	0%	0	0%	0	0%
UTMC-TX1-Univ of Utah Medical Center	34	0	0%	0	0%	0	0%	0	0%	20	0	0%	0	0%	0	0%	0	0%
UTPC-TX1-Primary Children's Med Ctr	4	0	0%	0	0%	0	0%	0	0%	6	0	0%	0	0%	0	0%	0	0%
VACH-TX1-Children's Hosp of King's Daughters	3	0	0%	0	0%	0	0%	0	0%	3	0	0%	0	0%	0	0%	0	0%
VAFH-TX1-Inova Fairfax Hosp	41	2	4.9%	0	0%	0	0%	2	4.9%	48	4	8.3%	0	0%	0	0%	4	8.3%
VAHD-TX1-Henrico Doctors' Hospital	14	0	0%	0	0%	0	0%	0	0%	24	0	0%	0	0%	0	0%	0	0%
VAMC-TX1-MCV Hospitals	44	0	0%	0	0%	0	0%	0	0%	37	0	0%	0	0%	0	0%	0	0%
VANG-TX1-Sentara Norfolk General Hospital	12	0	0%	0	0%	0	0%	0	0%	17	0	0%	0	0%	0	0%	0	0%
VAUV-TX1-Univ of Virginia HSC	17	0	0%	0	0%	0	0%	0	0%	15	0	0%	0	0%	0	0%	0	0%
VTMC-TX1-Fletcher Allen Health Care	5	0	0%	0	0%	0	0%	0	0%	9	0	0%	0	0%	0	0%	0	0%
WACH-TX1-Seattle Children's Hospital	10	0	0%	0	0%	0	0%	0	0%	8	0	0%	0	0%	0	0%	0	0%
WASH-TX1-Sacred Heart Med Ctr	28	1	3.6%	1	3.6%	0	0%	0	0%	13	0	0%	0	0%	0	0%	0	0%
WASM-TX1-Swedish Medical Center	32	0	0%	0	0%	0	0%	0	0%	35	0	0%	0	0%	0	0%	0	0%
WAUW-TX1-Univ of Washington Med Ctr	25	0	0%	0	0%	0	0%	0	0%	24	1	4.2%	0	0%	0	0%	1	4.2%
WAVM-TX1-Virginia Mason Med Ctr	28	0	0%	0	0%	0	0%	0	0%	34	0	0%	0	0%	0	0%	0	0%
WICH-TX1-Childrens Hosp of Wisconsin	3	0	0%	0	0%	0	0%	0	0%	4	0	0%	0	0%	0	0%	0	0%
WISE-TX1-Froedtert Mem Lutheran Hosp	21	0	0%	0	0%	0	0%	0	0%	26	0	0%	0	0%	0	0%	0	0%
WISL-TX1-Aurora St. Luke's Medical Center	12	0	0%	0	0%	0	0%	0	0%	5	0	0%	0	0%	0	0%	0	0%
WIUW-TX1-Univ of Wisconsin Hosp and Clinics	97	0	0%	0	0%	0	0%	0	0%	89	0	0%	0	0%	0	0%	0	0%
WVCA-TX1-Charleston Area Medical Center	2	0	0%	0	0%	0	0%	0	0%	2	0	0%	0	0%	0	0%	0	0%
U.S. Overall	5732	66	1.2%	23	0.4%	26	0.5%	17	0.3%	5619	66	1.2%	12	0.2%	15	0.3%	39	0.7%

Kidney-Pancreas

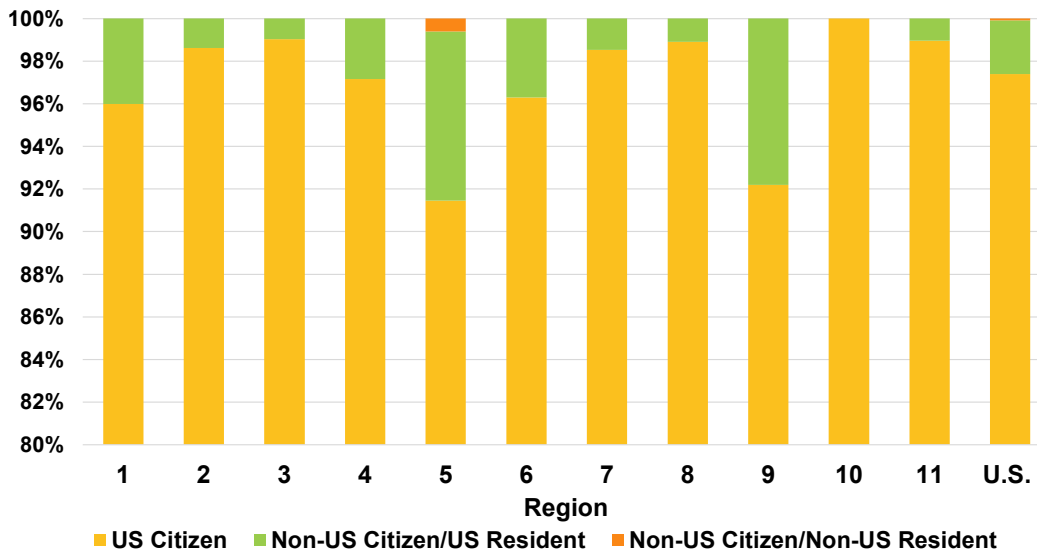
Figures 8A and 8B graphically display that all regions, as well as the United States overall, saw less than 1% of adult and pediatric kidney-pancreas waiting list registrations added during 2013 for non-U.S. citizen/non-U.S. residents. Tables 9 and 10 provide the detailed kidney-pancreas program-specific information for waiting list additions and deceased donor transplants performed during 2012 and 2013. Table 9 is also displayed graphically in Figures 9 and 10.

For waiting list registrations (Table 9), none of 1,270 adult and pediatric kidney-pancreas waiting list registrations added to the waiting list in 2013 were non-U.S. citizen/non-U.S. residents in the U.S. solely for the purpose of transplant. There were no programs with more than 5% total non-U.S. residents, and no single transplant center saw more than 5% of total added kidney-pancreas registrations in 2013 for those specifically in the U.S. for the purpose of a transplant.

Figure 8A. By region, candidate citizenship and residency for kidney-pancreas registrations added to the waiting list during 2013

(NOTE: Y-AXIS PERCENTAGES BEGIN AT 80%)

Kidney-Pancreas Waiting List Registrations Added During 2013 by Region and Citizenship/Residency at Listing

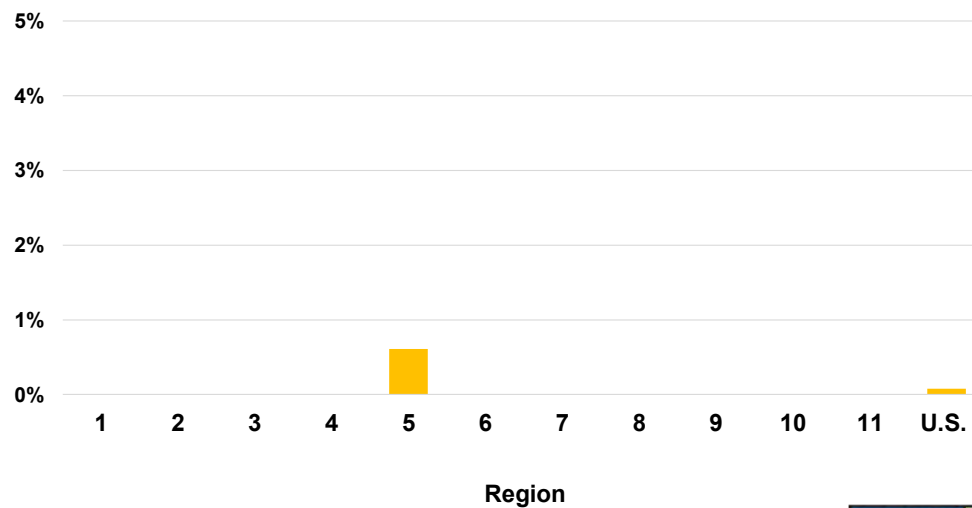


OPTN

UNOS DONATE LIFE
UNITED NETWORK FOR ORGAN SHARING

Figure 8B. By region, percent of non-U.S. citizen/non-U.S. resident kidney-pancreas registrations added to the waiting list during 2013

Percent of Kidney-Pancreas Waiting List Registrations Added in 2013 for Non-U.S. Residents by Region of Listing



OPTN



Figure 9. By program, number of non-U.S. citizen/non-U.S. resident kidney-pancreas registrations added to the waiting list during 2013

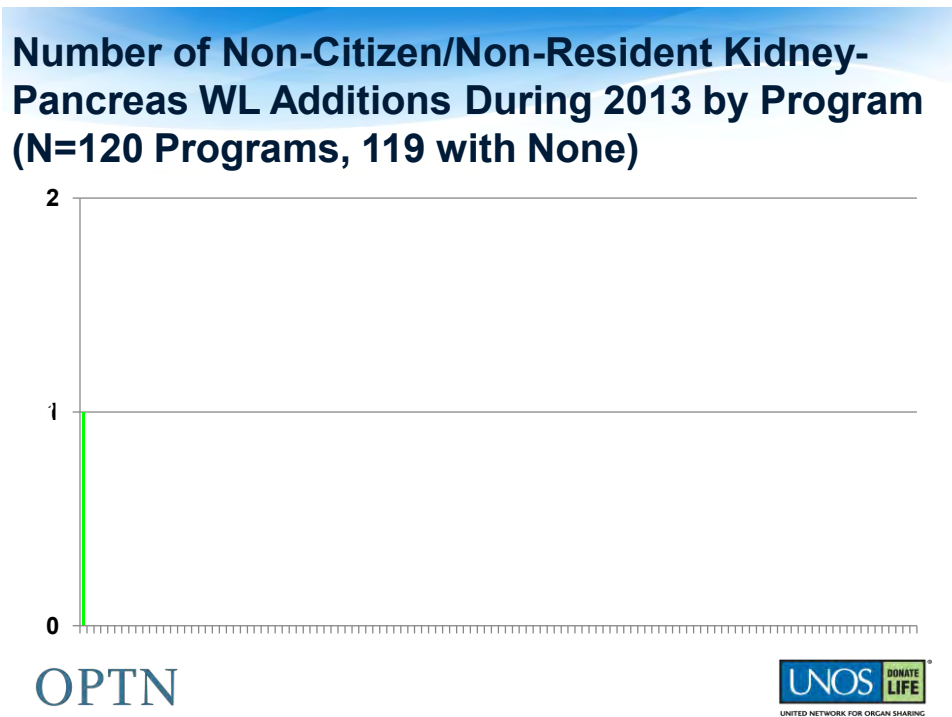


Figure 10. By program, percent of non-U.S. citizen/non-U.S. resident kidney-pancreas registrations added to the waiting list during 2013

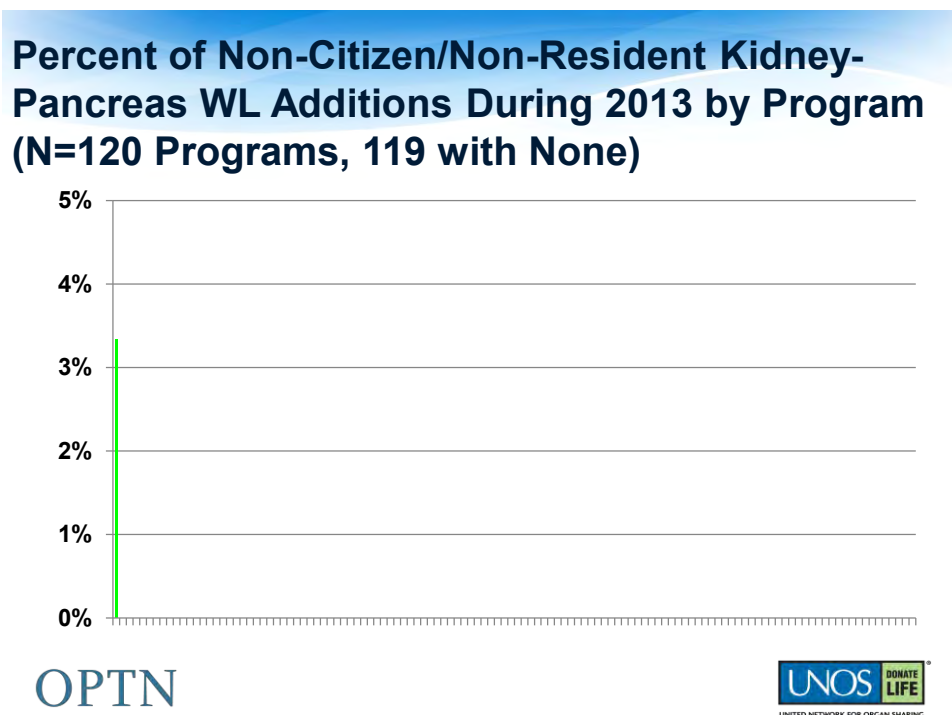


Table 9. Candidate citizenship and residency for kidney-pancreas registrations added to the waiting list during 2012-2013

Transplant Center	2013								2012							
	Total Added	Total of Non-U.S. Residents		Non-U.S. Citizen Non-U.S. Resident in U.S. for Other Reason		Non-U.S. Citizen Non-U.S. Resident in U.S. for Transplant		Total Added	Total of Non-U.S. Residents and Non-Resident Aliens		Non-U.S. Citizen Non-U.S. Resident in U.S. for Other Reason		Non-U.S. Citizen Non-U.S. Resident in U.S. for Transplant		Non-Resident Alien (Listings Prior to March 2012)	
		N	N	%	N	%	N		%	N	N	%	N	%	N	%
ALUA-TX1-Univ of Alabama Hospital	12	0	0%	0	0%	0	0%	27	0	0%	0	0%	0	0%	0	0%
AZGS-TX1-Banner Good Samaritan Medical Ctr	7	0	0%	0	0%	0	0%	9	0	0%	0	0%	0	0%	0	0%
AZMC-TX1-Mayo Clinic Hospital	15	0	0%	0	0%	0	0%	23	0	0%	0	0%	0	0%	0	0%
AZUA-TX1-University Medical Ctr, Univ of AZ	6	0	0%	0	0%	0	0%	21	0	0%	0	0%	0	0%	0	0%
CACS-TX1-Cedars-Sinai Med Center	6	0	0%	0	0%	0	0%	13	0	0%	0	0%	0	0%	0	0%
CAGH-TX1-Scripps Green Hospital	3	0	0%	0	0%	0	0%	3	0	0%	0	0%	0	0%	0	0%
CAIM-TX1-UCI Medical Center	1	0	0%	0	0%	0	0%	3	0	0%	0	0%	0	0%	0	0%
CALL-TX1-Loma Linda Univ Med Ctr	5	0	0%	0	0%	0	0%	7	0	0%	0	0%	0	0%	0	0%
CAPM-TX1-California Pacific Med Ctr	30	1	3.3%	1	3.3%	0	0%	29	1	3.4%	1	3.4%	0	0%	0	0%
CARC-TX1-Riverside Community Hosp	0	0	0	0	0	0	0	1	0	0%	0	0%	0	0%	0	0%
CASD-TX1-UCSD Medical Center	3	0	0%	0	0%	0	0%	4	0	0%	0	0%	0	0%	0	0%
CASF-TX1-Univ of CA San Francisco Med Ctr	20	0	0%	0	0%	0	0%	26	0	0%	0	0%	0	0%	0	0%
CASH-TX1-Sharp Memorial Hospital	8	0	0%	0	0%	0	0%	9	0	0%	0	0%	0	0%	0	0%
CASM-TX1-UC Davis Medical Center	4	0	0%	0	0%	0	0%	7	0	0%	0	0%	0	0%	0	0%
CASU-TX1-Stanford Univ Med Ctr	3	0	0%	0	0%	0	0%	5	0	0%	0	0%	0	0%	0	0%
CASV-TX1-St. Vincent Medical Center	8	0	0%	0	0%	0	0%	6	0	0%	0	0%	0	0%	0	0%
CAUC-TX1-UCLA Medical Center	10	0	0%	0	0%	0	0%	4	0	0%	0	0%	0	0%	0	0%
CAUH-TX1-Keck Hospital of USC	10	0	0%	0	0%	0	0%	4	0	0%	0	0%	0	0%	0	0%
COPM-TX1-Centura Porter Adventist Hosp	14	0	0%	0	0%	0	0%	16	0	0%	0	0%	0	0%	0	0%
COUC-TX1-University of Colorado Hospital/HSC	14	0	0%	0	0%	0	0%	16	0	0%	0	0%	0	0%	0	0%
CTYN-TX1-Yale New Haven Hosp	5	0	0%	0	0%	0	0%	8	0	0%	0	0%	0	0%	0	0%
DCGU-TX1-Georgetown Univ Med Ctr	10	0	0%	0	0%	0	0%	16	0	0%	0	0%	0	0%	0	0%
DCWH-TX1-Washington Hospital Center	0	0	0	0	0	0	0	2	0	0%	0	0%	0	0%	0	0%

Transplant Center	2013								2012							
	Total Added	Total of Non-U.S. Residents		Non-U.S. Citizen Non-U.S. Resident in U.S. for Other Reason		Non-U.S. Citizen Non-U.S. Resident in U.S. for Transplant		Total Added	Total of Non-U.S. Residents and Non-Resident Aliens		Non-U.S. Citizen Non-U.S. Resident in U.S. for Other Reason		Non-U.S. Citizen Non-U.S. Resident in U.S. for Transplant		Non-Resident Alien (Listings Prior to March 2012)	
		N	N	%	N	%	N		%	N	N	%	N	%	N	%
FLFH-TX1-Florida Hospital Medical Center	9	0	0%	0	0%	0	0%	9	0	0%	0	0%	0	0%	0	0%
FLHM-TX1-Halifax Medical Center	0	0	0	0	0	0	0	1	0	0%	0	0%	0	0%	0	0%
FLJM-TX1-Jackson Memorial Hospital	33	0	0%	0	0%	0	0%	41	0	0%	0	0%	0	0%	0	0%
FSL-TX1-Mayo Clinic Florida	18	0	0%	0	0%	0	0%	16	0	0%	0	0%	0	0%	0	0%
FLTG-TX1-Tampa General Hospital	20	0	0%	0	0%	0	0%	22	0	0%	0	0%	0	0%	0	0%
FLUF-TX1-Shands Hosp at Univ of FI	5	0	0%	0	0%	0	0%	1	0	0%	0	0%	0	0%	0	0%
GAEM-TX1-Emory University Hospital	21	0	0%	0	0%	0	0%	29	0	0%	0	0%	0	0%	0	0%
GAMC-TX1-Georgia Health Sciences Medical Ctr	16	0	0%	0	0%	0	0%	10	0	0%	0	0%	0	0%	0	0%
GAPH-TX1-Piedmont Hospital	23	0	0%	0	0%	0	0%	14	0	0%	0	0%	0	0%	0	0%
IAIV-TX1-Univ of Iowa Hosp and Clinics	9	0	0%	0	0%	0	0%	6	0	0%	0	0%	0	0%	0	0%
IAMH-TX1-Mercy Medical Center	5	0	0%	0	0%	0	0%	4	0	0%	0	0%	0	0%	0	0%
ILMM-TX1-Memorial Medical Center	2	0	0%	0	0%	0	0%	9	0	0%	0	0%	0	0%	0	0%
ILNM-TX1-Northwestern Memorial Hospital	24	0	0%	0	0%	0	0%	25	0	0%	0	0%	0	0%	0	0%
ILPL-TX1-Rush University Med Ctr	12	0	0%	0	0%	0	0%	4	0	0%	0	0%	0	0%	0	0%
ILSF-TX1-OSF St Francis Med Ctr	2	0	0%	0	0%	0	0%	4	0	0%	0	0%	0	0%	0	0%
ILUC-TX1-Univ of Chicago Med Ctr	6	0	0%	0	0%	0	0%	10	0	0%	0	0%	0	0%	0	0%
ILUI-TX1-University of Illinois Medical Center	19	0	0%	0	0%	0	0%	15	0	0%	0	0%	0	0%	0	0%
INIM-TX1-Indiana University Health	21	0	0%	0	0%	0	0%	34	0	0%	0	0%	0	0%	0	0%
INSV-TX1-St Vincent Hosp and Health Care Ctr	3	0	0%	0	0%	0	0%	4	0	0%	0	0%	0	0%	0	0%
KSUK-TX1-University of Kansas Hospital	10	0	0%	0	0%	0	0%	7	0	0%	0	0%	0	0%	0	0%
KYJH-TX1-Jewish Hospital	16	0	0%	0	0%	0	0%	13	0	0%	0	0%	0	0%	0	0%
KYUK-TX1-Univ of Kentucky Med Ctr	4	0	0%	0	0%	0	0%	7	0	0%	0	0%	0	0%	0	0%
LAOF-TX1-Ochsner Foundation Hospital	27	0	0%	0	0%	0	0%	31	0	0%	0	0%	0	0%	0	0%
LATU-TX1-Tulane Medical Center	3	0	0%	0	0%	0	0%	7	0	0%	0	0%	0	0%	0	0%
LAWK-TX1-Willis-Knighton Medical Center	5	0	0%	0	0%	0	0%	7	0	0%	0	0%	0	0%	0	0%

Transplant Center	2013								2012							
	Total Added	Total of Non-U.S. Residents		Non-U.S. Citizen Non-U.S. Resident in U.S. for Other Reason		Non-U.S. Citizen Non-U.S. Resident in U.S. for Transplant		Total Added	Total of Non-U.S. Residents and Non-Resident Aliens		Non-U.S. Citizen Non-U.S. Resident in U.S. for Other Reason		Non-U.S. Citizen Non-U.S. Resident in U.S. for Transplant		Non-Resident Alien (Listings Prior to March 2012)	
		N	N	%	N	%	N		%	N	N	%	N	%	N	%
MABI-TX1-Beth Israel Deaconess Med Ctr	11	0	0%	0	0%	0	0%	9	0	0%	0	0%	0	0%	0	0%
MALC-TX1-Lahey Clinic Med Ctr	0	0	0	0	0	0	0	5	0	0%	0	0%	0	0%	0	0%
MAMG-TX1-Massachusetts General Hospital	1	0	0%	0	0%	0	0%	4	0	0%	0	0%	0	0%	0	0%
MAPB-TX1-Brigham and Women's Hosp	0	0	0	0	0	0	0	1	0	0%	0	0%	0	0%	0	0%
MAUM-TX1-UMass Memorial Medical Center	1	0	0%	0	0%	0	0%	4	0	0%	0	0%	0	0%	0	0%
MDJH-TX1-Johns Hopkins Hospital	10	0	0%	0	0%	0	0%	12	0	0%	0	0%	0	0%	0	0%
MDUM-TX1-Univ of Maryland Med System	20	0	0%	0	0%	0	0%	20	0	0%	0	0%	0	0%	0	0%
MIHF-TX1-Henry Ford Hospital	11	0	0%	0	0%	0	0%	9	0	0%	0	0%	0	0%	0	0%
MISJ-TX1-St John Hosp and Med Ctr	0	0	0	0	0	0	0	2	0	0%	0	0%	0	0%	0	0%
MIUM-TX1-Univ of Michigan Med Ctr	14	0	0%	0	0%	0	0%	15	0	0%	0	0%	0	0%	0	0%
MNMC-TX1-Rochester Methodist Hosp- Mayo Clinic	34	0	0%	0	0%	0	0%	33	0	0%	0	0%	0	0%	0	0%
MNUM-TX1-Univ. of Minnesota Medical Center	55	0	0%	0	0%	0	0%	64	1	1.6%	0	0%	1	1.6%	0	0%
MOBH-TX1-Barnes-Jewish Hospital	21	0	0%	0	0%	0	0%	21	0	0%	0	0%	0	0%	0	0%
MORH-TX1-Research Medical Center	8	0	0%	0	0%	0	0%	3	0	0%	0	0%	0	0%	0	0%
MOSL-TX1-St. Louis University Hospital	3	0	0%	0	0%	0	0%	4	0	0%	0	0%	0	0%	0	0%
MSUM-TX1-Univ of MS Med Ctr	6	0	0%	0	0%	0	0%	0	0	0	0	0	0	0	0	0
NCBG-TX1-Wake Forest Baptist Medical Center	9	0	0%	0	0%	0	0%	23	0	0%	0	0%	0	0%	0	0%
NCCM-TX1-Carolinas Medical Center	4	0	0%	0	0%	0	0%	7	0	0%	0	0%	0	0%	0	0%
NCDU-TX1-Duke University Hospital	8	0	0%	0	0%	0	0%	9	0	0%	0	0%	0	0%	0	0%
NCMH-TX1-UNC Hospitals	3	0	0%	0	0%	0	0%	6	0	0%	0	0%	0	0%	0	0%
NDSL-TX1-Sanford Medical Center Fargo	2	0	0%	0	0%	0	0%	3	0	0%	0	0%	0	0%	0	0%
NEUN-TX1-The Nebraska Medical Center	8	0	0%	0	0%	0	0%	10	0	0%	0	0%	0	0%	0	0%
NHDH-TX1-Mary Hitchcock Memorial Hosp	7	0	0%	0	0%	0	0%	7	0	0%	0	0%	0	0%	0	0%
NJBI-TX1-Newark Beth Israel Med Ctr	3	0	0%	0	0%	0	0%	3	0	0%	0	0%	0	0%	0	0%
NJHK-TX1-Hackensack University Medical Center	0	0	0	0	0	0	0	1	0	0%	0	0%	0	0%	0	0%

Transplant Center	2013								2012							
	Total Added	Total of Non-U.S. Residents		Non-U.S. Citizen Non-U.S. Resident in U.S. for Other Reason		Non-U.S. Citizen Non-U.S. Resident in U.S. for Transplant		Total Added	Total of Non-U.S. Residents and Non-Resident Aliens		Non-U.S. Citizen Non-U.S. Resident in U.S. for Other Reason		Non-U.S. Citizen Non-U.S. Resident in U.S. for Transplant		Non-Resident Alien (Listings Prior to March 2012)	
		N	N	%	N	%	N		%	N	N	%	N	%	N	%
NJLL-TX1-Our Lady of Lourdes Med Ctr	5	0	0%	0	0%	0	0%	4	0	0%	0	0%	0	0%	0	0%
NJRW-TX1-Robert Wood Johnson University Hosp	6	0	0%	0	0%	0	0%	20	0	0%	0	0%	0	0%	0	0%
NJSB-TX1-St Barnabas Medical Center	12	0	0%	0	0%	0	0%	10	0	0%	0	0%	0	0%	0	0%
NYAM-TX1-Albany Med Center Hospital	0	0	0	0	0	0	0	1	0	0%	0	0%	0	0%	0	0%
NYCP-TX1-New York-Presbyterian/Columbia	12	0	0%	0	0%	0	0%	14	0	0%	0	0%	0	0%	0	0%
NYEC-TX1-Erie County Medical Center	11	0	0%	0	0%	0	0%	28	0	0%	0	0%	0	0%	0	0%
NYFL-TX1-Strong Memorial Hospital	5	0	0%	0	0%	0	0%	3	0	0%	0	0%	0	0%	0	0%
NYMA-TX1-Montefiore Medical Center	7	0	0%	0	0%	0	0%	7	0	0%	0	0%	0	0%	0	0%
NYMS-TX1-Mount Sinai Med Center	17	0	0%	0	0%	0	0%	10	0	0%	0	0%	0	0%	0	0%
NYNY-TX1-New York-Presbyterian/Weill Cornell	12	0	0%	0	0%	0	0%	17	0	0%	0	0%	0	0%	0	0%
OHCC-TX1-Cleveland Clinic Foundation	30	0	0%	0	0%	0	0%	35	0	0%	0	0%	0	0%	0	0%
OHOU-TX1-Ohio State Univ Med Ctr	30	0	0%	0	0%	0	0%	26	0	0%	0	0%	0	0%	0	0%
OHUC-TX1-University of Cincinnati Medical Cen	14	0	0%	0	0%	0	0%	17	0	0%	0	0%	0	0%	0	0%
OHUH-TX1-University Hosp of Cleveland	14	0	0%	0	0%	0	0%	12	0	0%	0	0%	0	0%	0	0%
OKBC-TX1-Integrus Baptist Med Ctr	1	0	0%	0	0%	0	0%	5	0	0%	0	0%	0	0%	0	0%
OKMD-TX1-OU Medical Center	5	0	0%	0	0%	0	0%	8	0	0%	0	0%	0	0%	0	0%
ORUO-TX1-Oregon Health and Science University	6	0	0%	0	0%	0	0%	8	0	0%	0	0%	0	0%	0	0%
PAAE-TX1-Albert Einstein Med Ctr	3	0	0%	0	0%	0	0%	2	0	0%	0	0%	0	0%	0	0%
PAAG-TX1-Allegheny General Hosp	3	0	0%	0	0%	0	0%	4	0	0%	0	0%	0	0%	0	0%
PAGM-TX1-Geisinger Medical Center	2	0	0%	0	0%	0	0%	8	0	0%	0	0%	0	0%	0	0%
PAHE-TX1-Penn State Milton S Hershey Med Ctr	6	0	0%	0	0%	0	0%	5	0	0%	0	0%	0	0%	0	0%
PAHH-TX1-Harrisburg Hospital	2	0	0%	0	0%	0	0%	4	0	0%	0	0%	0	0%	0	0%
PAHM-TX1-Hahnemann University Hospital	3	0	0%	0	0%	0	0%	2	0	0%	0	0%	0	0%	0	0%
PALV-TX1-Lehigh Valley Hospital	4	0	0%	0	0%	0	0%	1	0	0%	0	0%	0	0%	0	0%
PAPT-TX1-Univ of Pittsburgh Med Ctr	34	0	0%	0	0%	0	0%	28	0	0%	0	0%	0	0%	0	0%

Transplant Center	2013								2012							
	Total Added	Total of Non-U.S. Residents		Non-U.S. Citizen Non-U.S. Resident in U.S. for Other Reason		Non-U.S. Citizen Non-U.S. Resident in U.S. for Transplant		Total Added	Total of Non-U.S. Residents and Non-Resident Aliens		Non-U.S. Citizen Non-U.S. Resident in U.S. for Other Reason		Non-U.S. Citizen Non-U.S. Resident in U.S. for Transplant		Non-Resident Alien (Listings Prior to March 2012)	
		N	N	%	N	%	N		%	N	N	%	N	%	N	%
PATJ-TX1-Thomas Jefferson Univ Hosp	11	0	0%	0	0%	0	0%	5	0	0%	0	0%	0	0%	0	0%
PAUP-TX1-The Hosp of the Univ of PA	4	0	0%	0	0%	0	0%	16	0	0%	0	0%	0	0%	0	0%
PRSJ-TX1-Auxilio Mutuo Hosp	8	0	0%	0	0%	0	0%	14	0	0%	0	0%	0	0%	0	0%
RIRH-TX1-Rhode Island Hospital	0	0	0	0	0	0	0	2	0	0%	0	0%	0	0%	0	0%
SCMU-TX1-Medical Univ of SC	17	0	0%	0	0%	0	0%	30	0	0%	0	0%	0	0%	0	0%
SDMK-TX1-Avera McKennan Hosp	4	0	0%	0	0%	0	0%	6	0	0%	0	0%	0	0%	0	0%
TNMH-TX1-Methodist University Hospital	13	0	0%	0	0%	0	0%	11	0	0%	0	0%	0	0%	0	0%
TNUK-TX1-University of TN Med. Ctr. at Knoxville	1	0	0%	0	0%	0	0%	1	0	0%	0	0%	0	0%	0	0%
TNVU-TX1-Vanderbilt Univ Med Ctr	4	0	0%	0	0%	0	0%	3	0	0%	0	0%	0	0%	0	0%
TXAS-TX1-Baylor All Saints Medical Center	14	0	0%	0	0%	0	0%	10	0	0%	0	0%	0	0%	0	0%
TXBC-TX1-University Hospital	4	0	0%	0	0%	0	0%	5	0	0%	0	0%	0	0%	0	0%
TXHD-TX1-Medical City Dallas Hospital	2	0	0%	0	0%	0	0%	1	0	0%	0	0%	0	0%	0	0%
TXHH-TX1-Memorial Hermann Hospital	9	0	0%	0	0%	0	0%	8	0	0%	0	0%	0	0%	0	0%
TXHI-TX1-CHI St. Luke's Health Baylor College	5	0	0%	0	0%	0	0%	24	0	0%	0	0%	0	0%	0	0%
TXHS-TX1-Methodist Specialty & Transplant Hosp	14	0	0%	0	0%	0	0%	14	0	0%	0	0%	0	0%	0	0%
TXJS-TX1-Univ of Texas Med Branch	0	0	0	0	0	0	0	4	0	0%	0	0%	0	0%	0	0%
TXMC-TX1-Methodist Dallas Medical Center	6	0	0%	0	0%	0	0%	1	0	0%	0	0%	0	0%	0	0%
TXMH-TX1-The Methodist Hospital	31	0	0%	0	0%	0	0%	19	0	0%	0	0%	0	0%	0	0%
TXSW-TX1-Scott and White Mem Hosp	4	0	0%	0	0%	0	0%	6	0	0%	0	0%	0	0%	0	0%
TXTX-TX1-Baylor University Medical Center	11	0	0%	0	0%	0	0%	11	0	0%	0	0%	0	0%	0	0%
UTLD-TX1-Intermountain Medical Center	15	0	0%	0	0%	0	0%	6	0	0%	0	0%	0	0%	0	0%
UTMC-TX1-Univ of Utah Medical Center	10	0	0%	0	0%	0	0%	11	0	0%	0	0%	0	0%	0	0%
VAFH-TX1-Inova Fairfax Hosp	8	0	0%	0	0%	0	0%	2	0	0%	0	0%	0	0%	0	0%
VAMC-TX1-MCV Hospitals	2	0	0%	0	0%	0	0%	4	0	0%	0	0%	0	0%	0	0%
VANG-TX1-Sentara Norfolk General Hospital	5	0	0%	0	0%	0	0%	8	0	0%	0	0%	0	0%	0	0%

Transplant Center	2013								2012							
	Total Added	Total of Non-U.S. Residents		Non-U.S. Citizen Non-U.S. Resident in U.S. for Other Reason		Non-U.S. Citizen Non-U.S. Resident in U.S. for Transplant		Total Added	Total of Non-U.S. Residents and Non-Resident Aliens		Non-U.S. Citizen Non-U.S. Resident in U.S. for Other Reason		Non-U.S. Citizen Non-U.S. Resident in U.S. for Transplant		Non-Resident Alien (Listings Prior to March 2012)	
		N	N	%	N	%	N		%	N	N	%	N	%	N	%
VAUV-TX1-Univ of Virginia HSC	11	0	0%	0	0%	0	0%	13	0	0%	0	0%	0	0%	0	0%
VTMC-TX1-Fletcher Allen Health Care	0	0	0	0	0	0	0	3	0	0%	0	0%	0	0%	0	0%
WASM-TX1-Swedish Medical Center	9	0	0%	0	0%	0	0%	2	0	0%	0	0%	0	0%	0	0%
WAUW-TX1-Univ of Washington Med Ctr	4	0	0%	0	0%	0	0%	13	0	0%	0	0%	0	0%	0	0%
WAVM-TX1-Virginia Mason Med Ctr	8	0	0%	0	0%	0	0%	7	0	0%	0	0%	0	0%	0	0%
WISE-TX1-Froedtert Mem Lutheran Hosp	11	0	0%	0	0%	0	0%	11	0	0%	0	0%	0	0%	0	0%
WISL-TX1-Aurora St. Luke's Medical Center	6	0	0%	0	0%	0	0%	2	0	0%	0	0%	0	0%	0	0%
WIUW-TX1-Univ of Wisconsin Hosp and Clinics	29	0	0%	0	0%	0	0%	33	0	0%	0	0%	0	0%	0	0%
U.S. Overall	1270	1	0.1%	1	0.1%	0	0%	1449	2	0.1%	1	0.1%	1	0.1%	0	0%

Table 10. Recipient citizenship and residency for deceased donor kidney-pancreas transplants performed during 2012-2013

Transplant Center	2013										2012									
	Total Transplants	Total of Non-U.S. Residents and Non-Resident Aliens		Non-U.S. Citizen Non-U.S. Resident in U.S. for Other Reason		Non-U.S. Citizen Non-U.S. Resident in U.S. for Transplant		Non-Resident Alien (Listings Prior to March 2012)		Total Transplants	Total of Non-U.S. Residents and Non-Resident Aliens		Non-U.S. Citizen Non-U.S. Resident in U.S. for Other Reason		Non-U.S. Citizen Non-U.S. Resident in U.S. for Transplant		Non-Resident Alien (Listings Prior to March 2012)			
		N	N	%	N	%	N	%	N		%	N	N	%	N	%	N	%	N	%
ALUA-TX1-Univ of Alabama Hospital	10	0	0%	0	0%	0	0%	0	0%	15	0	0%	0	0%	0	0%	0	0%	0	0%
AZGS-TX1-Banner Good Samaritan Medical Ctr	7	0	0%	0	0%	0	0%	0	0%	7	0	0%	0	0%	0	0%	0	0%	0	0%
AZMC-TX1-Mayo Clinic Hospital	12	0	0%	0	0%	0	0%	0	0%	14	0	0%	0	0%	0	0%	0	0%	0	0%
AZUA-TX1-University Medical Ctr, Univ of AZ	9	0	0%	0	0%	0	0%	0	0%	14	0	0%	0	0%	0	0%	0	0%	0	0%
CACS-TX1-Cedars-Sinai Med Center	13	0	0%	0	0%	0	0%	0	0%	6	0	0%	0	0%	0	0%	0	0%	0	0%
CAGH-TX1-Scripps Green Hospital	1	0	0%	0	0%	0	0%	0	0%	1	0	0%	0	0%	0	0%	0	0%	0	0%
CAIM-TX1-UCI Medical Center	1	0	0%	0	0%	0	0%	0	0%	1	0	0%	0	0%	0	0%	0	0%	0	0%
CALL-TX1-Loma Linda Univ Med Ctr	3	0	0%	0	0%	0	0%	0	0%	0	0	0	0	0	0	0	0	0	0	0
CAPM-TX1-California Pacific Med Ctr	18	1	5.6%	1	5.6%	0	0%	0	0%	19	0	0%	0	0%	0	0%	0	0%	0	0%
CARC-TX1-Riverside Community Hosp	0	0	0	0	0	0	0	0	0	3	0	0%	0	0%	0	0%	0	0%	0	0%
CASD-TX1-UCSD Medical Center	2	0	0%	0	0%	0	0%	0	0%	3	0	0%	0	0%	0	0%	0	0%	0	0%
CASF-TX1-Univ of CA San Francisco Med Ctr	12	0	0%	0	0%	0	0%	0	0%	18	0	0%	0	0%	0	0%	0	0%	0	0%
CASH-TX1-Sharp Memorial Hospital	5	0	0%	0	0%	0	0%	0	0%	2	0	0%	0	0%	0	0%	0	0%	0	0%
CASM-TX1-UC Davis Medical Center	2	0	0%	0	0%	0	0%	0	0%	5	0	0%	0	0%	0	0%	0	0%	0	0%
CASU-TX1-Stanford Univ Med Ctr	4	0	0%	0	0%	0	0%	0	0%	2	0	0%	0	0%	0	0%	0	0%	0	0%
CASV-TX1-St. Vincent Medical Center	5	0	0%	0	0%	0	0%	0	0%	4	0	0%	0	0%	0	0%	0	0%	0	0%
CAUC-TX1-UCLA Medical Center	4	0	0%	0	0%	0	0%	0	0%	5	0	0%	0	0%	0	0%	0	0%	0	0%
CAUH-TX1-Keck Hospital of USC	2	0	0%	0	0%	0	0%	0	0%	1	0	0%	0	0%	0	0%	0	0%	0	0%
COPM-TX1-Centura Porter Adventist Hosp	9	0	0%	0	0%	0	0%	0	0%	11	0	0%	0	0%	0	0%	0	0%	0	0%
COUC-TX1-University of Colorado Hospital/HSC	14	0	0%	0	0%	0	0%	0	0%	12	0	0%	0	0%	0	0%	0	0%	0	0%
CTYN-TX1-Yale New Haven Hosp	0	0	0	0	0	0	0	0	0	3	0	0%	0	0%	0	0%	0	0%	0	0%
DCGU-TX1-Georgetown Univ Med Ctr	4	0	0%	0	0%	0	0%	0	0%	3	0	0%	0	0%	0	0%	0	0%	0	0%
DCWH-TX1-Washington Hospital Center	0	0	0	0	0	0	0	0	0	3	0	0%	0	0%	0	0%	0	0%	0	0%
FLFH-TX1-Florida Hospital Medical Center	7	0	0%	0	0%	0	0%	0	0%	10	0	0%	0	0%	0	0%	0	0%	0	0%
FLJM-TX1-Jackson Memorial Hospital	20	0	0%	0	0%	0	0%	0	0%	22	1	4.5%	0	0%	0	0%	0	0%	1	4.5%

Exhibit C

Transplant Center	2013									2012								
	Total Transplants	Total of Non-U.S. Residents and Non-Resident Aliens		Non-U.S. Citizen Non-U.S. Resident in U.S. for Other Reason		Non-U.S. Citizen Non-U.S. Resident in U.S. for Transplant		Non-Resident Alien (Listings Prior to March 2012)		Total Transplants	Total of Non-U.S. Residents and Non-Resident Aliens		Non-U.S. Citizen Non-U.S. Resident in U.S. for Other Reason		Non-U.S. Citizen Non-U.S. Resident in U.S. for Transplant		Non-Resident Alien (Listings Prior to March 2012)	
		N	N	%	N	%	N	%	N		%	N	N	%	N	%	N	%
FLSL-TX1-Mayo Clinic Florida	7	0	0%	0	0%	0	0%	0	0%	3	0	0%	0	0%	0	0%	0	0%
FLTG-TX1-Tampa General Hospital	16	0	0%	0	0%	0	0%	0	0%	15	0	0%	0	0%	0	0%	0	0%
FLUF-TX1-Shands Hosp at Univ of Fl	2	0	0%	0	0%	0	0%	0	0%	0	0	0	0	0	0	0	0	0
GAEM-TX1-Emory University Hospital	9	0	0%	0	0%	0	0%	0	0%	17	0	0%	0	0%	0	0%	0	0%
GAMC-TX1-Georgia Health Sciences Medical Ctr	2	0	0%	0	0%	0	0%	0	0%	4	0	0%	0	0%	0	0%	0	0%
GAPH-TX1-Piedmont Hospital	6	0	0%	0	0%	0	0%	0	0%	8	0	0%	0	0%	0	0%	0	0%
IAIV-TX1-Univ of Iowa Hosp and Clinics	5	0	0%	0	0%	0	0%	0	0%	9	0	0%	0	0%	0	0%	0	0%
ILMM-TX1-Memorial Medical Center	1	0	0%	0	0%	0	0%	0	0%	2	0	0%	0	0%	0	0%	0	0%
ILNM-TX1-Northwestern Memorial Hospital	19	0	0%	0	0%	0	0%	0	0%	18	0	0%	0	0%	0	0%	0	0%
ILPL-TX1-Rush University Med Ctr	4	0	0%	0	0%	0	0%	0	0%	3	0	0%	0	0%	0	0%	0	0%
ILSF-TX1-OSF St Francis Med Ctr	2	0	0%	0	0%	0	0%	0	0%	1	0	0%	0	0%	0	0%	0	0%
ILUC-TX1-Univ of Chicago Med Ctr	2	0	0%	0	0%	0	0%	0	0%	7	0	0%	0	0%	0	0%	0	0%
ILUI-TX1-University of Illinois Medical Center	12	0	0%	0	0%	0	0%	0	0%	11	0	0%	0	0%	0	0%	0	0%
INIM-TX1-Indiana University Health	16	0	0%	0	0%	0	0%	0	0%	25	0	0%	0	0%	0	0%	0	0%
INSV-TX1-St Vincent Hosp and Health Care Ctr	2	0	0%	0	0%	0	0%	0	0%	0	0	0	0	0	0	0	0	0
KSUK-TX1-University of Kansas Hospital	7	0	0%	0	0%	0	0%	0	0%	9	0	0%	0	0%	0	0%	0	0%
KYJH-TX1-Jewish Hospital	13	0	0%	0	0%	0	0%	0	0%	6	0	0%	0	0%	0	0%	0	0%
KYUK-TX1-Univ of Kentucky Med Ctr	5	0	0%	0	0%	0	0%	0	0%	3	0	0%	0	0%	0	0%	0	0%
LAOF-TX1-Ochsner Foundation Hospital	22	0	0%	0	0%	0	0%	0	0%	27	0	0%	0	0%	0	0%	0	0%
LATU-TX1-Tulane Medical Center	3	0	0%	0	0%	0	0%	0	0%	5	0	0%	0	0%	0	0%	0	0%
LAWK-TX1-Willis-Knighton Medical Center	7	0	0%	0	0%	0	0%	0	0%	4	0	0%	0	0%	0	0%	0	0%
MABI-TX1-Beth Israel Deaconess Med Ctr	6	0	0%	0	0%	0	0%	0	0%	0	0	0	0	0	0	0	0	0
MAMG-TX1-Massachusetts General Hospital	1	0	0%	0	0%	0	0%	0	0%	4	0	0%	0	0%	0	0%	0	0%
MAUM-TX1-UMass Memorial Medical Center	2	0	0%	0	0%	0	0%	0	0%	3	0	0%	0	0%	0	0%	0	0%
MDJH-TX1-Johns Hopkins Hospital	8	0	0%	0	0%	0	0%	0	0%	8	0	0%	0	0%	0	0%	0	0%
MDUM-TX1-Univ of Maryland Med System	9	0	0%	0	0%	0	0%	0	0%	13	0	0%	0	0%	0	0%	0	0%

Exhibit C

Transplant Center	2013										2012							
	Total Transplants	Total of Non-U.S. Residents and Non-Resident Aliens		Non-U.S. Citizen Non-U.S. Resident in U.S. for Other Reason		Non-U.S. Citizen Non-U.S. Resident in U.S. for Transplant		Non-Resident Alien (Listings Prior to March 2012)		Total Transplants	Total of Non-U.S. Residents and Non-Resident Aliens		Non-U.S. Citizen Non-U.S. Resident in U.S. for Other Reason		Non-U.S. Citizen Non-U.S. Resident in U.S. for Transplant		Non-Resident Alien (Listings Prior to March 2012)	
		N	N	%	N	%	N	%	N		%	N	N	%	N	%	N	%
MIHF-TX1-Henry Ford Hospital	6	0	0%	0	0%	0	0%	0	0%	3	0	0%	0	0%	0	0%	0	0%
MISJ-TX1-St John Hosp and Med Ctr	0	0	0	0	0	0	0	0	0	1	0	0%	0	0%	0	0%	0	0%
MIUM-TX1-Univ of Michigan Med Ctr	8	0	0%	0	0%	0	0%	0	0%	15	0	0%	0	0%	0	0%	0	0%
MNMC-TX1-Rochester Methodist Hosp- Mayo Clinic	9	0	0%	0	0%	0	0%	0	0%	13	0	0%	0	0%	0	0%	0	0%
MNUM-TX1-Univ. of Minnesota Medical Center	12	0	0%	0	0%	0	0%	0	0%	6	1	16.7%	0	0%	1	16.7%	0	0%
MOBH-TX1-Barnes-Jewish Hospital	16	0	0%	0	0%	0	0%	0	0%	17	0	0%	0	0%	0	0%	0	0%
MORH-TX1-Research Medical Center	5	0	0%	0	0%	0	0%	0	0%	4	0	0%	0	0%	0	0%	0	0%
MOSL-TX1-St. Louis University Hospital	0	0	0	0	0	0	0	0	0	4	0	0%	0	0%	0	0%	0	0%
MSUM-TX1-Univ of MS Med Ctr	1	0	0%	0	0%	0	0%	0	0%	0	0	0	0	0	0	0	0	0
NCBG-TX1-Wake Forest Baptist Medical Center	10	0	0%	0	0%	0	0%	0	0%	17	0	0%	0	0%	0	0%	0	0%
NCCM-TX1-Carolinas Medical Center	6	0	0%	0	0%	0	0%	0	0%	2	0	0%	0	0%	0	0%	0	0%
NCDU-TX1-Duke University Hospital	4	0	0%	0	0%	0	0%	0	0%	5	0	0%	0	0%	0	0%	0	0%
NCMH-TX1-UNC Hospitals	2	0	0%	0	0%	0	0%	0	0%	2	0	0%	0	0%	0	0%	0	0%
NDSL-TX1-Sanford Medical Center Fargo	2	0	0%	0	0%	0	0%	0	0%	0	0	0	0	0	0	0	0	0
NEUN-TX1-The Nebraska Medical Center	8	0	0%	0	0%	0	0%	0	0%	7	0	0%	0	0%	0	0%	0	0%
NHDH-TX1-Mary Hitchcock Memorial Hosp	3	0	0%	0	0%	0	0%	0	0%	3	0	0%	0	0%	0	0%	0	0%
NJLL-TX1-Our Lady of Lourdes Med Ctr	2	0	0%	0	0%	0	0%	0	0%	2	0	0%	0	0%	0	0%	0	0%
NJRW-TX1-Robert Wood Johnson University Hosp	6	0	0%	0	0%	0	0%	0	0%	5	0	0%	0	0%	0	0%	0	0%
NJSB-TX1-St Barnabas Medical Center	8	0	0%	0	0%	0	0%	0	0%	3	0	0%	0	0%	0	0%	0	0%
NYAM-TX1-Albany Med Center Hospital	0	0	0	0	0	0	0	0	0	1	0	0%	0	0%	0	0%	0	0%
NYCP-TX1-New York-Presbyterian/Columbia	8	1	12.5%	0	0%	0	0%	1	12.5%	4	0	0%	0	0%	0	0%	0	0%
NYEC-TX1-Erie County Medical Center	1	0	0%	0	0%	0	0%	0	0%	1	0	0%	0	0%	0	0%	0	0%
NYFL-TX1-Strong Memorial Hospital	0	0	0	0	0	0	0	0	0	3	0	0%	0	0%	0	0%	0	0%
NYMA-TX1-Montefiore Medical Center	1	0	0%	0	0%	0	0%	0	0%	0	0	0	0	0	0	0	0	0
NYMS-TX1-Mount Sinai Med Center	3	0	0%	0	0%	0	0%	0	0%	4	0	0%	0	0%	0	0%	0	0%
NYNY-TX1-New York-Presbyterian/Weill Cornell	7	0	0%	0	0%	0	0%	0	0%	5	0	0%	0	0%	0	0%	0	0%

Exhibit C

Transplant Center	2013									2012								
	Total Transplants	Total of Non-U.S. Residents and Non-Resident Aliens		Non-U.S. Citizen Non-U.S. Resident in U.S. for Other Reason		Non-U.S. Citizen Non-U.S. Resident in U.S. for Transplant		Non-Resident Alien (Listings Prior to March 2012)		Total Transplants	Total of Non-U.S. Residents and Non-Resident Aliens		Non-U.S. Citizen Non-U.S. Resident in U.S. for Other Reason		Non-U.S. Citizen Non-U.S. Resident in U.S. for Transplant		Non-Resident Alien (Listings Prior to March 2012)	
		N	N	%	N	%	N	%	N		%	N	N	%	N	%	N	%
OHCC-TX1-Cleveland Clinic Foundation	12	0	0%	0	0%	0	0%	0	0%	11	0	0%	0	0%	0	0%	0	0%
OHOU-TX1-Ohio State Univ Med Ctr	22	0	0%	0	0%	0	0%	0	0%	27	0	0%	0	0%	0	0%	0	0%
OHUC-TX1-University of Cincinnati Medical Cen	5	0	0%	0	0%	0	0%	0	0%	10	0	0%	0	0%	0	0%	0	0%
OHUH-TX1-University Hosp of Cleveland	8	0	0%	0	0%	0	0%	0	0%	4	0	0%	0	0%	0	0%	0	0%
OKBC-TX1-Integrus Baptist Med Ctr	3	0	0%	0	0%	0	0%	0	0%	5	0	0%	0	0%	0	0%	0	0%
OKMD-TX1-OU Medical Center	4	0	0%	0	0%	0	0%	0	0%	3	0	0%	0	0%	0	0%	0	0%
ORUO-TX1-Oregon Health and Science University	4	0	0%	0	0%	0	0%	0	0%	10	0	0%	0	0%	0	0%	0	0%
PAAE-TX1-Albert Einstein Med Ctr	3	0	0%	0	0%	0	0%	0	0%	2	0	0%	0	0%	0	0%	0	0%
PAAG-TX1-Allegheny General Hosp	6	0	0%	0	0%	0	0%	0	0%	1	0	0%	0	0%	0	0%	0	0%
PAGM-TX1-Geisinger Medical Center	1	0	0%	0	0%	0	0%	0	0%	3	0	0%	0	0%	0	0%	0	0%
PAHE-TX1-Penn State Milton S Hershey Med Ctr	4	0	0%	0	0%	0	0%	0	0%	2	0	0%	0	0%	0	0%	0	0%
PAHH-TX1-Harrisburg Hospital	3	0	0%	0	0%	0	0%	0	0%	3	0	0%	0	0%	0	0%	0	0%
PAHM-TX1-Hahnemann University Hospital	2	0	0%	0	0%	0	0%	0	0%	1	0	0%	0	0%	0	0%	0	0%
PALV-TX1-Lehigh Valley Hospital	0	0	0	0	0	0	0	0	0	2	0	0%	0	0%	0	0%	0	0%
PAPT-TX1-Univ of Pittsburgh Med Ctr	10	0	0%	0	0%	0	0%	0	0%	18	0	0%	0	0%	0	0%	0	0%
PATJ-TX1-Thomas Jefferson Univ Hosp	6	0	0%	0	0%	0	0%	0	0%	6	0	0%	0	0%	0	0%	0	0%
PAUP-TX1-The Hosp of the Univ of PA	10	0	0%	0	0%	0	0%	0	0%	7	0	0%	0	0%	0	0%	0	0%
PRSJ-TX1-Auxilio Mutuo Hosp	7	0	0%	0	0%	0	0%	0	0%	12	0	0%	0	0%	0	0%	0	0%
RIRH-TX1-Rhode Island Hospital	2	0	0%	0	0%	0	0%	0	0%	1	0	0%	0	0%	0	0%	0	0%
SCMU-TX1-Medical Univ of SC	14	0	0%	0	0%	0	0%	0	0%	12	0	0%	0	0%	0	0%	0	0%
SDMK-TX1-Avera McKennan Hosp	0	0	0	0	0	0	0	0	0	1	0	0%	0	0%	0	0%	0	0%
TNMH-TX1-Methodist University Hospital	10	0	0%	0	0%	0	0%	0	0%	8	0	0%	0	0%	0	0%	0	0%
TNVU-TX1-Vanderbilt Univ Med Ctr	1	0	0%	0	0%	0	0%	0	0%	5	0	0%	0	0%	0	0%	0	0%
TXAS-TX1-Baylor All Saints Medical Center	7	0	0%	0	0%	0	0%	0	0%	6	0	0%	0	0%	0	0%	0	0%
TXBC-TX1-University Hospital	2	0	0%	0	0%	0	0%	0	0%	0	0	0	0	0	0	0	0	0
TXHD-TX1-Medical City Dallas Hospital	2	0	0%	0	0%	0	0%	0	0%	2	0	0%	0	0%	0	0%	0	0%

Exhibit C

Transplant Center	2013									2012								
	Total Transplants	Total of Non-U.S. Residents and Non-Resident Aliens		Non-U.S. Citizen Non-U.S. Resident in U.S. for Other Reason		Non-U.S. Citizen Non-U.S. Resident in U.S. for Transplant		Non-Resident Alien (Listings Prior to March 2012)		Total Transplants	Total of Non-U.S. Residents and Non-Resident Aliens		Non-U.S. Citizen Non-U.S. Resident in U.S. for Other Reason		Non-U.S. Citizen Non-U.S. Resident in U.S. for Transplant		Non-Resident Alien (Listings Prior to March 2012)	
		N	N	%	N	%	N	%	N		%	N	N	%	N	%	N	%
TXHH-TX1-Memorial Hermann Hospital	5	0	0%	0	0%	0	0%	0	0%	5	0	0%	0	0%	0	0%	0	0%
TXHI-TX1-CHI St. Luke's Health Baylor College	0	0	0	0	0	0	0	0	0	7	0	0%	0	0%	0	0%	0	0%
TXHS-TX1-Methodist Specialty & Transplant Hosp	11	0	0%	0	0%	0	0%	0	0%	7	0	0%	0	0%	0	0%	0	0%
TXJS-TX1-Univ of Texas Med Branch	0	0	0	0	0	0	0	0	0	4	0	0%	0	0%	0	0%	0	0%
TXMC-TX1-Methodist Dallas Medical Center	3	0	0%	0	0%	0	0%	0	0%	2	0	0%	0	0%	0	0%	0	0%
TXMH-TX1-The Methodist Hospital	22	0	0%	0	0%	0	0%	0	0%	21	0	0%	0	0%	0	0%	0	0%
TXSW-TX1-Scott and White Mem Hosp	3	0	0%	0	0%	0	0%	0	0%	3	0	0%	0	0%	0	0%	0	0%
TXTX-TX1-Baylor University Medical Center	7	0	0%	0	0%	0	0%	0	0%	5	0	0%	0	0%	0	0%	0	0%
UTLD-TX1-Intermountain Medical Center	8	0	0%	0	0%	0	0%	0	0%	2	0	0%	0	0%	0	0%	0	0%
UTMC-TX1-Univ of Utah Medical Center	10	0	0%	0	0%	0	0%	0	0%	3	0	0%	0	0%	0	0%	0	0%
VAFH-TX1-Inova Fairfax Hosp	5	0	0%	0	0%	0	0%	0	0%	3	0	0%	0	0%	0	0%	0	0%
VAMC-TX1-MCV Hospitals	2	0	0%	0	0%	0	0%	0	0%	3	0	0%	0	0%	0	0%	0	0%
VANG-TX1-Sentara Norfolk General Hospital	2	0	0%	0	0%	0	0%	0	0%	1	0	0%	0	0%	0	0%	0	0%
VAUV-TX1-Univ of Virginia HSC	5	0	0%	0	0%	0	0%	0	0%	6	0	0%	0	0%	0	0%	0	0%
VTMC-TX1-Fletcher Allen Health Care	0	0	0	0	0	0	0	0	0	3	0	0%	0	0%	0	0%	0	0%
WASM-TX1-Swedish Medical Center	2	0	0%	0	0%	0	0%	0	0%	1	0	0%	0	0%	0	0%	0	0%
WAUW-TX1-Univ of Washington Med Ctr	7	0	0%	0	0%	0	0%	0	0%	8	0	0%	0	0%	0	0%	0	0%
WAVM-TX1-Virginia Mason Med Ctr	7	0	0%	0	0%	0	0%	0	0%	5	0	0%	0	0%	0	0%	0	0%
WISE-TX1-Froedtert Mem Lutheran Hosp	4	0	0%	0	0%	0	0%	0	0%	5	0	0%	0	0%	0	0%	0	0%
WISL-TX1-Aurora St. Luke's Medical Center	1	0	0%	0	0%	0	0%	0	0%	3	0	0%	0	0%	0	0%	0	0%
WIUW-TX1-Univ of Wisconsin Hosp and Clinics	29	0	0%	0	0%	0	0%	0	0%	26	0	0%	0	0%	0	0%	0	0%
U.S. Overall	761	2	0.3%	1	0.1%	0	0%	1	0.1%	801	2	0.2%	0	0%	1	0.1%	1	0.1%

Pancreas

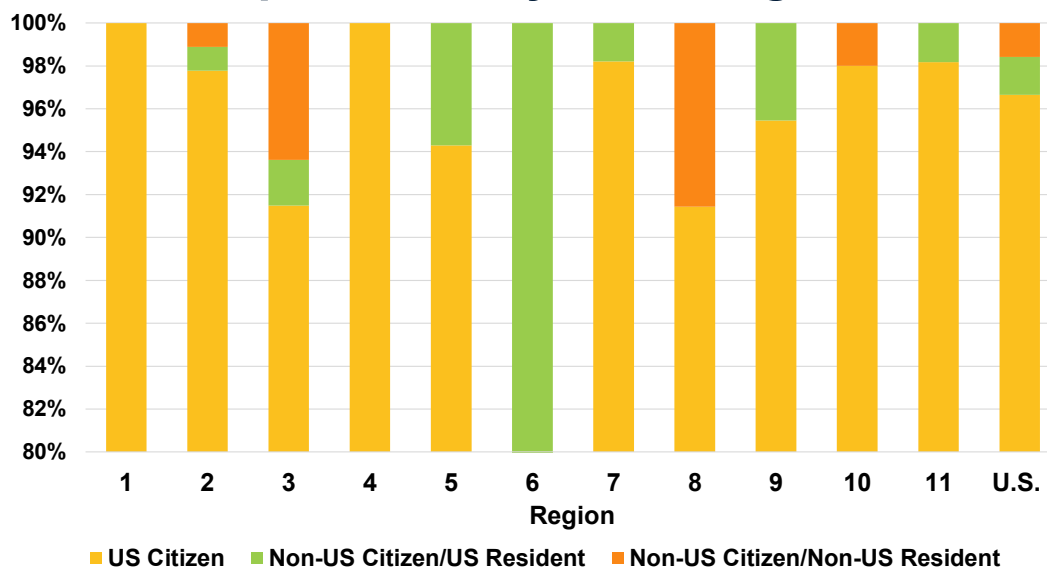
Figures 11A and 11B graphically display that all regions, as well as the United States overall, saw less than 9% of adult and pediatric pancreas waiting list registrations added during 2013 for non-U.S. citizen/non-U.S. residents. Tables 11 and 12 provide the detailed pancreas program-specific information for waiting list additions and deceased donor transplants performed during 2012 and 2013. Table 11 is also displayed graphically in Figures 12 and 13.

For waiting list registrations (Table 11), 9 (1.6%) of 578 adult and pediatric pancreas waiting list registrations added to the waiting list in 2013 were non-U.S. citizen/non-U.S. residents in the U.S. solely for the purpose of transplant. These nine registrations were among four individual programs with between one and three such registrations each. For all four programs, those registrations represented more than 5% of their total added pancreas registrations in 2013.

Figure 11A. By region, candidate citizenship and residency for pancreas registrations added to the waiting list during 2013

(NOTE: Y-AXIS PERCENTAGES BEGIN AT 80%)

Pancreas Waiting List Registrations Added During 2013 by Region and Citizenship/Residency at Listing

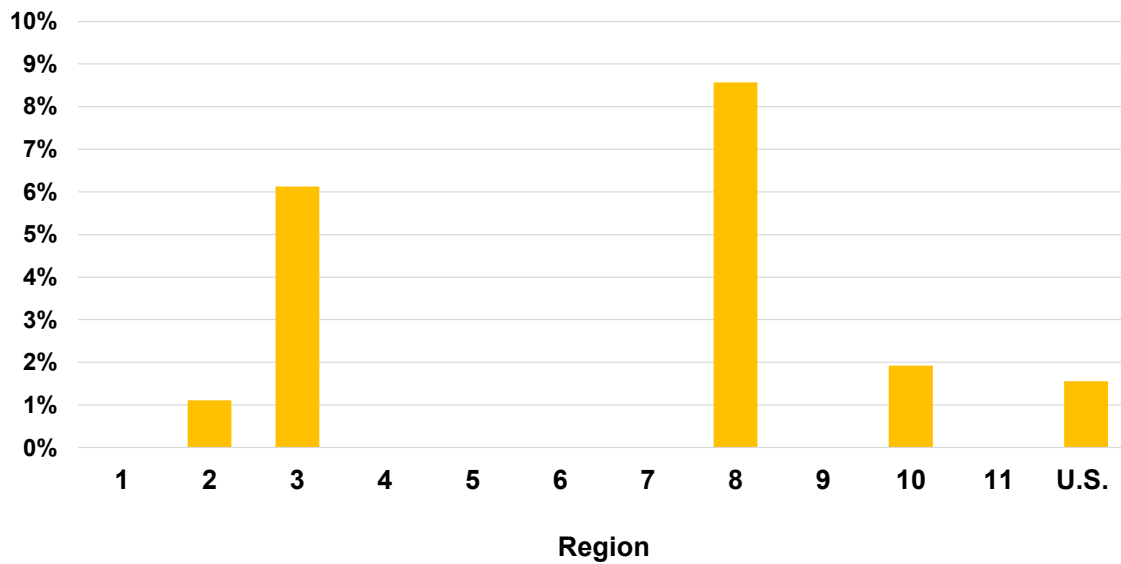


OPTN

UNOS DONATE LIFE
UNITED NETWORK FOR ORGAN SHARING

Figure 11B. By region, percent of non-U.S. citizen/non-U.S. resident pancreas registrations added to the waiting list during 2013

Percent of Pancreas Waiting List Registrations Added in 2013 for Non-U.S. Residents by Region of Listing



OPTN



Figure 12. By program, number of non-U.S. citizen/non-U.S. resident pancreas registrations added to the waiting list during 2013

Number of Non-Citizen/Non-Resident Pancreas WL Additions During 2013 by Program (N=96 Programs, 92 with None)



OPTN



Figure 13. By program, percent of non-U.S. citizen/non-U.S. resident pancreas registrations added to the waiting list during 2013

Percent of Non-Citizen/Non-Resident Pancreas WL Additions During 2013 by Program (N=96 Programs, 92 with None)



OPTN



Table 11. Candidate citizenship and residency for pancreas registrations added to the waiting list during 2012-2013

Transplant Center	2013								2012							
	Total Added	Total of Non-U.S. Residents		Non-U.S. Citizen Non-U.S. Resident in U.S. for Other Reason		Non-U.S. Citizen Non-U.S. Resident in U.S. for Transplant		Total Added	Total of Non-U.S. Residents and Non-Resident Aliens		Non-U.S. Citizen Non-U.S. Resident in U.S. for Other Reason		Non-U.S. Citizen Non-U.S. Resident in U.S. for Transplant		Non-Resident Alien (Listings Prior to March 2012)	
		N	N	%	N	%	N		%	N	N	%	N	%	N	%
ALUA-TX1-Univ of Alabama Hospital	3	0	0%	0	0%	0	0%	1	0	0%	0	0%	0	0%	0	0%
AZGS-TX1-Banner Good Samaritan Medical Ctr	3	0	0%	0	0%	0	0%	3	0	0%	0	0%	0	0%	0	0%
AZMC-TX1-Mayo Clinic Hospital	5	0	0%	0	0%	0	0%	4	0	0%	0	0%	0	0%	0	0%
AZUA-TX1-University Medical Ctr, Univ of AZ	1	0	0%	0	0%	0	0%	3	0	0%	0	0%	0	0%	0	0%
CACS-TX1-Cedars-Sinai Med Center	0	0	0	0	0	0	0	4	0	0%	0	0%	0	0%	0	0%
CAGH-TX1-Scripps Green Hospital	0	0	0	0	0	0	0	1	0	0%	0	0%	0	0%	0	0%
CALL-TX1-Loma Linda Univ Med Ctr	1	0	0%	0	0%	0	0%	2	0	0%	0	0%	0	0%	0	0%
CAPC-TX1-Lucile Salter Packard Children's Hosp	1	0	0%	0	0%	0	0%	1	0	0%	0	0%	0	0%	0	0%
CAPM-TX1-California Pacific Med Ctr	2	0	0%	0	0%	0	0%	4	0	0%	0	0%	0	0%	0	0%
CASD-TX1-UCSD Medical Center	0	0	0	0	0	0	0	1	0	0%	0	0%	0	0%	0	0%
CASF-TX1-Univ of CA San Francisco Med Ctr	4	0	0%	0	0%	0	0%	2	0	0%	0	0%	0	0%	0	0%
CASH-TX1-Sharp Memorial Hospital	3	0	0%	0	0%	0	0%	2	0	0%	0	0%	0	0%	0	0%
CASM-TX1-UC Davis Medical Center	0	0	0	0	0	0	0	2	0	0%	0	0%	0	0%	0	0%
CASU-TX1-Stanford Univ Med Ctr	1	0	0%	0	0%	0	0%	1	0	0%	0	0%	0	0%	0	0%
CASV-TX1-St. Vincent Medical Center	1	0	0%	0	0%	0	0%	2	0	0%	0	0%	0	0%	0	0%
CAUC-TX1-UCLA Medical Center	8	0	0%	0	0%	0	0%	20	0	0%	0	0%	0	0%	0	0%
CAUH-TX1-Keck Hospital of USC	1	0	0%	0	0%	0	0%	0	0	0	0	0	0	0	0	0
COPM-TX1-Centura Porter Adventist Hosp	0	0	0	0	0	0	0	3	0	0%	0	0%	0	0%	0	0%
COUC-TX1-University of Colorado Hospital/HSC	4	0	0%	0	0%	0	0%	3	0	0%	0	0%	0	0%	0	0%
CTYN-TX1-Yale New Haven Hosp	3	0	0%	0	0%	0	0%	11	0	0%	0	0%	0	0%	0	0%
DCGU-TX1-Georgetown Univ Med Ctr	15	1	6.7%	0	0%	1	6.7%	8	1	12.5%	0	0%	0	0%	1	12.5%
FLJM-TX1-Jackson Memorial Hospital	33	3	9.1%	0	0%	3	9.1%	9	1	11.1%	0	0%	0	0%	1	11.1%
FLSL-TX1-Mayo Clinic Florida	5	0	0%	0	0%	0	0%	7	0	0%	0	0%	0	0%	0	0%

Transplant Center	2013								2012							
	Total Added	Total of Non-U.S. Residents		Non-U.S. Citizen Non-U.S. Resident in U.S. for Other Reason		Non-U.S. Citizen Non-U.S. Resident in U.S. for Transplant		Total Added	Total of Non-U.S. Residents and Non-Resident Aliens		Non-U.S. Citizen Non-U.S. Resident in U.S. for Other Reason		Non-U.S. Citizen Non-U.S. Resident in U.S. for Transplant		Non-Resident Alien (Listings Prior to March 2012)	
		N	N	%	N	%	N		%	N	N	%	N	%	N	%
FLTG-TX1-Tampa General Hospital	1	0	0%	0	0%	0	0%	1	0	0%	0	0%	0	0%	0	0%
GAEM-TX1-Emory University Hospital	3	0	0%	0	0%	0	0%	2	0	0%	0	0%	0	0%	0	0%
GAMC-TX1-Georgia Health Sciences Medical Ctr	1	0	0%	0	0%	0	0%	0	0	0	0	0	0	0	0	0
GAPH-TX1-Piedmont Hospital	1	0	0%	0	0%	0	0%	2	0	0%	0	0%	0	0%	0	0%
IAIV-TX1-Univ of Iowa Hosp and Clinics	1	0	0%	0	0%	0	0%	1	0	0%	0	0%	0	0%	0	0%
IAMH-TX1-Mercy Medical Center	4	0	0%	0	0%	0	0%	4	0	0%	0	0%	0	0%	0	0%
ILMM-TX1-Memorial Medical Center	1	0	0%	0	0%	0	0%	1	0	0%	0	0%	0	0%	0	0%
ILNM-TX1-Northwestern Memorial Hospital	12	0	0%	0	0%	0	0%	7	0	0%	0	0%	0	0%	0	0%
ILPL-TX1-Rush University Med Ctr	2	0	0%	0	0%	0	0%	0	0	0	0	0	0	0	0	0
ILUC-TX1-Univ of Chicago Med Ctr	4	0	0%	0	0%	0	0%	4	0	0%	0	0%	0	0%	0	0%
ILUI-TX1-University of Illinois Medical Center	13	0	0%	0	0%	0	0%	9	0	0%	0	0%	0	0%	0	0%
INIM-TX1-Indiana University Health	45	0	0%	0	0%	0	0%	45	0	0%	0	0%	0	0%	0	0%
INSV-TX1-St Vincent Hosp and Health Care Ctr	2	0	0%	0	0%	0	0%	1	0	0%	0	0%	0	0%	0	0%
KYJH-TX1-Jewish Hospital	3	0	0%	0	0%	0	0%	2	0	0%	0	0%	0	0%	0	0%
KYUK-TX1-Univ of Kentucky Med Ctr	1	0	0%	0	0%	0	0%	1	0	0%	0	0%	0	0%	0	0%
LAOF-TX1-Ochsner Foundation Hospital	0	0	0	0	0	0	0	2	0	0%	0	0%	0	0%	0	0%
LATU-TX1-Tulane Medical Center	1	0	0%	0	0%	0	0%	1	0	0%	0	0%	0	0%	0	0%
LAWK-TX1-Willis-Knighton Medical Center	1	0	0%	0	0%	0	0%	0	0	0	0	0	0	0	0	0
MABI-TX1-Beth Israel Deaconess Med Ctr	6	0	0%	0	0%	0	0%	2	0	0%	0	0%	0	0%	0	0%
MACH-TX1-Boston Children's Hospital	1	0	0%	0	0%	0	0%	0	0	0	0	0	0	0	0	0
MAMG-TX1-Massachusetts General Hospital	3	0	0%	0	0%	0	0%	4	0	0%	0	0%	0	0%	0	0%
MAPB-TX1-Brigham and Women's Hosp	1	0	0%	0	0%	0	0%	0	0	0	0	0	0	0	0	0
MAUM-TX1-UMass Memorial Medical Center	3	0	0%	0	0%	0	0%	4	0	0%	0	0%	0	0%	0	0%
MDJH-TX1-Johns Hopkins Hospital	6	0	0%	0	0%	0	0%	4	0	0%	0	0%	0	0%	0	0%
MDUM-TX1-Univ of Maryland Med System	13	0	0%	0	0%	0	0%	10	0	0%	0	0%	0	0%	0	0%

Exhibit C

Transplant Center	2013								2012							
	Total Added	Total of Non-U.S. Residents		Non-U.S. Citizen Non-U.S. Resident in U.S. for Other Reason		Non-U.S. Citizen Non-U.S. Resident in U.S. for Transplant		Total Added	Total of Non-U.S. Residents and Non-Resident Aliens		Non-U.S. Citizen Non-U.S. Resident in U.S. for Other Reason		Non-U.S. Citizen Non-U.S. Resident in U.S. for Transplant		Non-Resident Alien (Listings Prior to March 2012)	
		N	N	%	N	%	N		%	N	N	%	N	%	N	%
MIHF-TX1-Henry Ford Hospital	10	0	0%	0	0%	0	0%	3	0	0%	0	0%	0	0%	0	0%
MISJ-TX1-St John Hosp and Med Ctr	0	0	0	0	0	0	0	1	0	0%	0	0%	0	0%	0	0%
MIUM-TX1-Univ of Michigan Med Ctr	10	0	0%	0	0%	0	0%	3	0	0%	0	0%	0	0%	0	0%
MNMC-TX1-Rochester Methodist Hosp- Mayo Clinic	17	0	0%	0	0%	0	0%	17	0	0%	0	0%	0	0%	0	0%
MNUM-TX1-Univ. of Minnesota Medical Center	37	0	0%	0	0%	0	0%	50	0	0%	0	0%	0	0%	0	0%
MOBH-TX1-Barnes-Jewish Hospital	3	0	0%	0	0%	0	0%	0	0	0	0	0	0	0	0	0
NCBG-TX1-Wake Forest Baptist Medical Center	9	0	0%	0	0%	0	0%	6	0	0%	0	0%	0	0%	0	0%
NCDU-TX1-Duke University Hospital	5	0	0%	0	0%	0	0%	0	0	0	0	0	0	0	0	0
NCMH-TX1-UNC Hospitals	0	0	0	0	0	0	0	1	0	0%	0	0%	0	0%	0	0%
NDL-TX1-Sanford Medical Center Fargo	2	0	0%	0	0%	0	0%	3	0	0%	0	0%	0	0%	0	0%
NEUN-TX1-The Nebraska Medical Center	23	3	13.0%	0	0%	3	13.0%	16	0	0%	0	0%	0	0%	0	0%
NHDH-TX1-Mary Hitchcock Memorial Hosp	5	0	0%	0	0%	0	0%	15	0	0%	0	0%	0	0%	0	0%
NJHK-TX1-Hackensack University Medical Center	0	0	0	0	0	0	0	3	0	0%	0	0%	0	0%	0	0%
NJLL-TX1-Our Lady of Lourdes Med Ctr	1	0	0%	0	0%	0	0%	0	0	0	0	0	0	0	0	0
NJRW-TX1-Robert Wood Johnson University Hosp	2	0	0%	0	0%	0	0%	8	0	0%	0	0%	0	0%	0	0%
NJSB-TX1-St Barnabas Medical Center	4	0	0%	0	0%	0	0%	4	0	0%	0	0%	0	0%	0	0%
NYAM-TX1-Albany Med Center Hospital	1	0	0%	0	0%	0	0%	2	0	0%	0	0%	0	0%	0	0%
NYCP-TX1-New York-Presbyterian/Columbia	10	0	0%	0	0%	0	0%	13	0	0%	0	0%	0	0%	0	0%
NYEC-TX1-Erie County Medical Center	7	0	0%	0	0%	0	0%	33	0	0%	0	0%	0	0%	0	0%
NYFL-TX1-Strong Memorial Hospital	2	0	0%	0	0%	0	0%	1	0	0%	0	0%	0	0%	0	0%
NYMA-TX1-Montefiore Medical Center	10	0	0%	0	0%	0	0%	6	0	0%	0	0%	0	0%	0	0%
NYMS-TX1-Mount Sinai Med Center	10	0	0%	0	0%	0	0%	7	0	0%	0	0%	0	0%	0	0%
NYNY-TX1-New York-Presbyterian/Weill Cornell	4	0	0%	0	0%	0	0%	8	0	0%	0	0%	0	0%	0	0%
OHCC-TX1-Cleveland Clinic Foundation	18	2	11.1%	0	0%	2	11.1%	11	1	9.1%	0	0%	1	9.1%	0	0%
OHCM-TX1-Children's Hosp Med Ctr	3	0	0%	0	0%	0	0%	3	0	0%	0	0%	0	0%	0	0%

Exhibit C

Transplant Center	2013								2012							
	Total Added	Total of Non-U.S. Residents		Non-U.S. Citizen Non-U.S. Resident in U.S. for Other Reason		Non-U.S. Citizen Non-U.S. Resident in U.S. for Transplant		Total Added	Total of Non-U.S. Residents and Non-Resident Aliens		Non-U.S. Citizen Non-U.S. Resident in U.S. for Other Reason		Non-U.S. Citizen Non-U.S. Resident in U.S. for Transplant		Non-Resident Alien (Listings Prior to March 2012)	
		N	N	%	N	%	N		%	N	N	%	N	%	N	%
OHOU-TX1-Ohio State Univ Med Ctr	6	0	0%	0	0%	0	0%	5	0	0%	0	0%	0	0%	0	0%
OHUC-TX1-University of Cincinnati Medical Cen	10	0	0%	0	0%	0	0%	6	0	0%	0	0%	0	0%	0	0%
OHUH-TX1-University Hosp of Cleveland	0	0	0	0	0	0	0	1	0	0%	0	0%	0	0%	0	0%
OKBC-TX1-Integrus Baptist Med Ctr	2	0	0%	0	0%	0	0%	2	0	0%	0	0%	0	0%	0	0%
OKMD-TX1-OU Medical Center	1	0	0%	0	0%	0	0%	2	0	0%	0	0%	0	0%	0	0%
PAAE-TX1-Albert Einstein Med Ctr	2	0	0%	0	0%	0	0%	1	0	0%	0	0%	0	0%	0	0%
PAAG-TX1-Allegheny General Hosp	10	0	0%	0	0%	0	0%	8	0	0%	0	0%	0	0%	0	0%
PACH-TX1-Children's Hosp of Pittsburgh of UPMC	6	0	0%	0	0%	0	0%	3	0	0%	0	0%	0	0%	0	0%
PAGM-TX1-Geisinger Medical Center	0	0	0	0	0	0	0	4	0	0%	0	0%	0	0%	0	0%
PAHE-TX1-Penn State Milton S Hershey Med Ctr	1	0	0%	0	0%	0	0%	1	0	0%	0	0%	0	0%	0	0%
PAHH-TX1-Harrisburg Hospital	1	0	0%	0	0%	0	0%	3	0	0%	0	0%	0	0%	0	0%
PALV-TX1-Lehigh Valley Hospital	1	0	0%	0	0%	0	0%	0	0	0	0	0	0	0	0	0
PAPT-TX1-Univ of Pittsburgh Med Ctr	11	0	0%	0	0%	0	0%	16	0	0%	0	0%	0	0%	0	0%
PATJ-TX1-Thomas Jefferson Univ Hosp	2	0	0%	0	0%	0	0%	2	0	0%	0	0%	0	0%	0	0%
PAUP-TX1-The Hosp of the Univ of PA	7	0	0%	0	0%	0	0%	19	0	0%	0	0%	0	0%	0	0%
PRSJ-TX1-Auxilio Mutuo Hosp	0	0	0	0	0	0	0	2	0	0%	0	0%	0	0%	0	0%
RIRH-TX1-Rhode Island Hospital	2	0	0%	0	0%	0	0%	1	0	0%	0	0%	0	0%	0	0%
SCMU-TX1-Medical Univ of SC	8	0	0%	0	0%	0	0%	7	0	0%	0	0%	0	0%	0	0%
SDMK-TX1-Avera McKennan Hosp	6	0	0%	0	0%	0	0%	7	0	0%	0	0%	0	0%	0	0%
TNMH-TX1-Methodist University Hospital	2	0	0%	0	0%	0	0%	4	0	0%	0	0%	0	0%	0	0%
TNVU-TX1-Vanderbilt Univ Med Ctr	3	0	0%	0	0%	0	0%	2	0	0%	0	0%	0	0%	0	0%
TXBC-TX1-University Hospital	0	0	0	0	0	0	0	2	0	0%	0	0%	0	0%	0	0%
TXHD-TX1-Medical City Dallas Hospital	0	0	0	0	0	0	0	1	0	0%	0	0%	0	0%	0	0%
TXHI-TX1-CHI St. Luke's Health Baylor College	0	0	0	0	0	0	0	3	0	0%	0	0%	0	0%	0	0%
TXHS-TX1-Methodist Specialty & Transplant Hosp	7	0	0%	0	0%	0	0%	4	0	0%	0	0%	0	0%	0	0%

Exhibit C

Transplant Center	2013								2012								
	Total Added	Total of Non-U.S. Residents		Non-U.S. Citizen Non-U.S. Resident in U.S. for Other Reason		Non-U.S. Citizen Non-U.S. Resident in U.S. for Transplant		Total Added	Total of Non-U.S. Residents and Non-Resident Aliens		Non-U.S. Citizen Non-U.S. Resident in U.S. for Other Reason		Non-U.S. Citizen Non-U.S. Resident in U.S. for Transplant		Non-Resident Alien (Listings Prior to March 2012)		
		N	N	%	N	%	N		%	N	N	%	N	%	N	%	N
TXJS-TX1-Univ of Texas Med Branch	0	0	0	0	0	0	0	0	1	0	0%	0	0%	0	0%	0	0%
TXMH-TX1-The Methodist Hospital	10	0	0%	0	0%	0	0%	0	3	0	0%	0	0%	0	0%	0	0%
TXSW-TX1-Scott and White Mem Hosp	3	0	0%	0	0%	0	0%	0	0	0	0	0	0	0	0	0	0
TXTX-TX1-Baylor University Medical Center	1	0	0%	0	0%	0	0%	0	0	0	0	0	0	0	0	0	0
UTLD-TX1-Intermountain Medical Center	2	0	0%	0	0%	0	0%	0	1	0	0%	0	0%	0	0%	0	0%
UTMC-TX1-Univ of Utah Medical Center	2	0	0%	0	0%	0	0%	0	1	0	0%	0	0%	0	0%	0	0%
VAFH-TX1-Inova Fairfax Hosp	8	0	0%	0	0%	0	0%	0	3	0	0%	0	0%	0	0%	0	0%
VAMC-TX1-MCV Hospitals	2	0	0%	0	0%	0	0%	0	6	0	0%	0	0%	0	0%	0	0%
VANG-TX1-Sentara Norfolk General Hospital	6	0	0%	0	0%	0	0%	0	10	0	0%	0	0%	0	0%	0	0%
VAUV-TX1-Univ of Virginia HSC	16	0	0%	0	0%	0	0%	0	17	0	0%	0	0%	0	0%	0	0%
VTMC-TX1-Fletcher Allen Health Care	0	0	0	0	0	0	0	0	2	0	0%	0	0%	0	0%	0	0%
WASM-TX1-Swedish Medical Center	1	0	0%	0	0%	0	0%	0	0	0	0	0	0	0	0	0	0
WAUW-TX1-Univ of Washington Med Ctr	1	0	0%	0	0%	0	0%	0	1	0	0%	0	0%	0	0%	0	0%
WAVM-TX1-Virginia Mason Med Ctr	0	0	0	0	0	0	0	0	2	0	0%	0	0%	0	0%	0	0%
WISL-TX1-Aurora St. Luke's Medical Center	2	0	0%	0	0%	0	0%	0	0	0	0	0	0	0	0	0	0
WIUW-TX1-Univ of Wisconsin Hosp and Clinics	20	0	0%	0	0%	0	0%	0	20	0	0%	0	0%	0	0%	0	0%
U.S. Overall	578	9	1.6%	0	0%	9	1.6%	9	588	3	0.5%	0	0%	1	0.2%	2	0.3%

Table 12. Recipient citizenship and residency for deceased donor pancreas transplants performed during 2012-2013

Transplant Center	2013										2012									
	Total Transplants	Total of Non-U.S. Residents and Non-Resident Aliens		Non-U.S. Citizen Non-U.S. Resident in U.S. for Other Reason		Non-U.S. Citizen Non-U.S. Resident in U.S. for Transplant		Non-Resident Alien (Listings Prior to March 2012)		Total Transplants	Total of Non-U.S. Residents and Non-Resident Aliens		Non-U.S. Citizen Non-U.S. Resident in U.S. for Other Reason		Non-U.S. Citizen Non-U.S. Resident in U.S. for Transplant		Non-Resident Alien (Listings Prior to March 2012)			
		N	N	%	N	%	N	%	N		%	N	N	%	N	%	N	%	N	%
ALUA-TX1-Univ of Alabama Hospital	2	0	0%	0	0%	0	0%	0	0%	1	0	0%	0	0%	0	0%	0	0%		
AZMC-TX1-Mayo Clinic Hospital	4	0	0%	0	0%	0	0%	0	0%	3	0	0%	0	0%	0	0%	0	0%		
AZUA-TX1-University Medical Ctr, Univ of AZ	3	0	0%	0	0%	0	0%	0	0%	1	0	0%	0	0%	0	0%	0	0%		
CACS-TX1-Cedars-Sinai Med Center	0	0	0	0	0	0	0	0	0	4	0	0%	0	0%	0	0%	0	0%		
CAGH-TX1-Scripps Green Hospital	1	0	0%	0	0%	0	0%	0	0%	0	0	0	0	0	0	0	0	0		
CALL-TX1-Loma Linda Univ Med Ctr	0	0	0	0	0	0	0	0	0	1	0	0%	0	0%	0	0%	0	0%		
CAPM-TX1-California Pacific Med Ctr	0	0	0	0	0	0	0	0	0	3	0	0%	0	0%	0	0%	0	0%		
CASF-TX1-Univ of CA San Francisco Med Ctr	2	0	0%	0	0%	0	0%	0	0%	4	0	0%	0	0%	0	0%	0	0%		
CASH-TX1-Sharp Memorial Hospital	1	0	0%	0	0%	0	0%	0	0%	0	0	0	0	0	0	0	0	0		
CAUC-TX1-UCLA Medical Center	3	0	0%	0	0%	0	0%	0	0%	7	0	0%	0	0%	0	0%	0	0%		
COPM-TX1-Centura Porter Adventist Hosp	2	0	0%	0	0%	0	0%	0	0%	1	0	0%	0	0%	0	0%	0	0%		
COUC-TX1-University of Colorado Hospital/HSC	0	0	0	0	0	0	0	0	0	3	0	0%	0	0%	0	0%	0	0%		
CTYN-TX1-Yale New Haven Hosp	2	0	0%	0	0%	0	0%	0	0%	0	0	0	0	0	0	0	0	0		
DCGU-TX1-Georgetown Univ Med Ctr	7	1	14.3%	0	0%	0	0%	1	14.3%	5	2	40%	0	0%	1	20%	1	20%		
FLJM-TX1-Jackson Memorial Hospital	10	2	20%	0	0%	2	20%	0	0%	2	1	50%	0	0%	0	0%	1	50%		
FLSL-TX1-Mayo Clinic Florida	6	0	0%	0	0%	0	0%	0	0%	2	0	0%	0	0%	0	0%	0	0%		
FLTG-TX1-Tampa General Hospital	0	0	0	0	0	0	0	0	0	2	0	0%	0	0%	0	0%	0	0%		
GAEM-TX1-Emory University Hospital	3	0	0%	0	0%	0	0%	0	0%	0	0	0	0	0	0	0	0	0		
GAMC-TX1-Georgia Health Sciences Medical Ctr	0	0	0	0	0	0	0	0	0	1	0	0%	0	0%	0	0%	0	0%		
GAPH-TX1-Piedmont Hospital	0	0	0	0	0	0	0	0	0	1	0	0%	0	0%	0	0%	0	0%		
IAIV-VA1-Iowa City VA Medical Center	1	0	0%	0	0%	0	0%	0	0%	0	0	0	0	0	0	0	0	0		
IAMH-TX1-Mercy Medical Center	2	0	0%	0	0%	0	0%	0	0%	0	0	0	0	0	0	0	0	0		
ILNM-TX1-Northwestern Memorial Hospital	8	0	0%	0	0%	0	0%	0	0%	4	0	0%	0	0%	0	0%	0	0%		

Exhibit C

Transplant Center	2013									2012								
	Total Transplants	Total of Non-U.S. Residents and Non-Resident Aliens		Non-U.S. Citizen Non-U.S. Resident in U.S. for Other Reason		Non-U.S. Citizen Non-U.S. Resident in U.S. for Transplant		Non-Resident Alien (Listings Prior to March 2012)		Total Transplants	Total of Non-U.S. Residents and Non-Resident Aliens		Non-U.S. Citizen Non-U.S. Resident in U.S. for Other Reason		Non-U.S. Citizen Non-U.S. Resident in U.S. for Transplant		Non-Resident Alien (Listings Prior to March 2012)	
		N	N	%	N	%	N	%	N		%	N	N	%	N	%	N	%
ILSF-TX1-OSF St Francis Med Ctr	0	0	0	0	0	0	0	0	0	1	0	0%	0	0%	0	0%	0	0%
ILUI-TX1-University of Illinois Medical Center	10	0	0%	0	0%	0	0%	0	0%	13	0	0%	0	0%	0	0%	0	0%
INIM-TX1-Indiana University Health	28	0	0%	0	0%	0	0%	0	0%	27	0	0%	0	0%	0	0%	0	0%
KYJH-TX1-Jewish Hospital	2	0	0%	0	0%	0	0%	0	0%	1	0	0%	0	0%	0	0%	0	0%
LAOF-TX1-Ochsner Foundation Hospital	1	0	0%	0	0%	0	0%	0	0%	0	0	0	0	0	0	0	0	0
LATU-TX1-Tulane Medical Center	1	0	0%	0	0%	0	0%	0	0%	0	0	0	0	0	0	0	0	0
MABI-TX1-Beth Israel Deaconess Med Ctr	1	0	0%	0	0%	0	0%	0	0%	0	0	0	0	0	0	0	0	0
MACH-TX1-Boston Children's Hospital	1	0	0%	0	0%	0	0%	0	0%	0	0	0	0	0	0	0	0	0
MAMG-TX1-Massachusetts General Hospital	0	0	0	0	0	0	0	0	0	2	0	0%	0	0%	0	0%	0	0%
MAPB-TX1-Brigham and Women's Hosp	1	0	0%	0	0%	0	0%	0	0%	1	0	0%	0	0%	0	0%	0	0%
MAUM-TX1-UMass Memorial Medical Center	0	0	0	0	0	0	0	0	0	4	0	0%	0	0%	0	0%	0	0%
MDJH-TX1-Johns Hopkins Hospital	2	0	0%	0	0%	0	0%	0	0%	0	0	0	0	0	0	0	0	0
MDUM-TX1-Univ of Maryland Med System	9	0	0%	0	0%	0	0%	0	0%	1	0	0%	0	0%	0	0%	0	0%
MIHF-TX1-Henry Ford Hospital	3	0	0%	0	0%	0	0%	0	0%	4	0	0%	0	0%	0	0%	0	0%
MIUM-TX1-Univ of Michigan Med Ctr	2	0	0%	0	0%	0	0%	0	0%	2	0	0%	0	0%	0	0%	0	0%
MNMC-TX1-Rochester Methodist Hosp- Mayo Clinic	8	0	0%	0	0%	0	0%	0	0%	11	0	0%	0	0%	0	0%	0	0%
MNUM-TX1-Univ. of Minnesota Medical Center	16	0	0%	0	0%	0	0%	0	0%	15	0	0%	0	0%	0	0%	0	0%
MOBH-TX1-Barnes-Jewish Hospital	1	0	0%	0	0%	0	0%	0	0%	0	0	0	0	0	0	0	0	0
NCBG-TX1-Wake Forest Baptist Medical Center	1	0	0%	0	0%	0	0%	0	0%	5	0	0%	0	0%	0	0%	0	0%
NCDU-TX1-Duke University Hospital	4	0	0%	0	0%	0	0%	0	0%	1	0	0%	0	0%	0	0%	0	0%
NCMH-TX1-UNC Hospitals	0	0	0	0	0	0	0	0	0	1	0	0%	0	0%	0	0%	0	0%
NEUN-TX1-The Nebraska Medical Center	17	2	11.8%	0	0%	2	11.8%	0	0%	13	0	0%	0	0%	0	0%	0	0%
NHDH-TX1-Mary Hitchcock Memorial Hosp	4	0	0%	0	0%	0	0%	0	0%	6	0	0%	0	0%	0	0%	0	0%
NJHK-TX1-Hackensack University Medical Center	0	0	0	0	0	0	0	0	0	1	0	0%	0	0%	0	0%	0	0%
NJLL-TX1-Our Lady of Lourdes Med Ctr	2	0	0%	0	0%	0	0%	0	0%	1	0	0%	0	0%	0	0%	0	0%

Exhibit C

Transplant Center	2013									2012								
	Total Transplants	Total of Non-U.S. Residents and Non-Resident Aliens		Non-U.S. Citizen Non-U.S. Resident in U.S. for Other Reason		Non-U.S. Citizen Non-U.S. Resident in U.S. for Transplant		Non-Resident Alien (Listings Prior to March 2012)		Total Transplants	Total of Non-U.S. Residents and Non-Resident Aliens		Non-U.S. Citizen Non-U.S. Resident in U.S. for Other Reason		Non-U.S. Citizen Non-U.S. Resident in U.S. for Transplant		Non-Resident Alien (Listings Prior to March 2012)	
		N	N	%	N	%	N	%	N		%	N	N	%	N	%	N	%
NJRW-TX1-Robert Wood Johnson University Hosp	1	0	0%	0	0%	0	0%	0	0%	2	0	0%	0	0%	0	0%	0	0%
NJSB-TX1-St Barnabas Medical Center	1	0	0%	0	0%	0	0%	0	0%	2	0	0%	0	0%	0	0%	0	0%
NYAM-TX1-Albany Med Center Hospital	1	0	0%	0	0%	0	0%	0	0%	0	0	0	0	0	0	0	0	0
NYCP-TX1-New York-Presbyterian/Columbia	4	0	0%	0	0%	0	0%	0	0%	4	0	0%	0	0%	0	0%	0	0%
NYEC-TX1-Erie County Medical Center	2	0	0%	0	0%	0	0%	0	0%	3	0	0%	0	0%	0	0%	0	0%
NYMS-TX1-Mount Sinai Med Center	3	0	0%	0	0%	0	0%	0	0%	2	0	0%	0	0%	0	0%	0	0%
NYNY-TX1-New York-Presbyterian/Weill Cornell	0	0	0	0	0	0	0	0	0	1	0	0%	0	0%	0	0%	0	0%
OHCC-TX1-Cleveland Clinic Foundation	4	1	25.0%	0	0%	1	25.0%	0	0%	3	0	0%	0	0%	0	0%	0	0%
OHCM-TX1-Children's Hosp Med Ctr	0	0	0	0	0	0	0	0	0	1	0	0%	0	0%	0	0%	0	0%
OHO-TX1-Ohio State Univ Med Ctr	3	0	0%	0	0%	0	0%	0	0%	5	0	0%	0	0%	0	0%	0	0%
OHUC-TX1-University of Cincinnati Medical Cen	4	0	0%	0	0%	0	0%	0	0%	1	0	0%	0	0%	0	0%	0	0%
OHUH-TX1-University Hosp of Cleveland	1	0	0%	0	0%	0	0%	0	0%	1	0	0%	0	0%	0	0%	0	0%
OKBC-TX1-Integrus Baptist Med Ctr	1	0	0%	0	0%	0	0%	0	0%	2	0	0%	0	0%	0	0%	0	0%
OKMD-TX1-OU Medical Center	1	0	0%	0	0%	0	0%	0	0%	2	0	0%	0	0%	0	0%	0	0%
PAAE-TX1-Albert Einstein Med Ctr	1	0	0%	0	0%	0	0%	0	0%	0	0	0	0	0	0	0	0	0
PAAG-TX1-Allegheny General Hosp	1	0	0%	0	0%	0	0%	0	0%	1	0	0%	0	0%	0	0%	0	0%
PACH-TX1-Children's Hosp of Pittsburgh of UPMC	3	0	0%	0	0%	0	0%	0	0%	3	0	0%	0	0%	0	0%	0	0%
PAGM-TX1-Geisinger Medical Center	1	0	0%	0	0%	0	0%	0	0%	0	0	0	0	0	0	0	0	0
PAHE-TX1-Penn State Milton S Hershey Med Ctr	0	0	0	0	0	0	0	0	0	1	0	0%	0	0%	0	0%	0	0%
PAPT-TX1-Univ of Pittsburgh Med Ctr	5	0	0%	0	0%	0	0%	0	0%	7	0	0%	0	0%	0	0%	0	0%
PAUP-TX1-The Hosp of the Univ of PA	1	0	0%	0	0%	0	0%	0	0%	1	0	0%	0	0%	0	0%	0	0%
PRSJ-TX1-Auxilio Mutuo Hosp	3	0	0%	0	0%	0	0%	0	0%	0	0	0	0	0	0	0	0	0
SCMU-TX1-Medical Univ of SC	2	0	0%	0	0%	0	0%	0	0%	2	0	0%	0	0%	0	0%	0	0%
SDMK-TX1-Avera McKennan Hosp	2	0	0%	0	0%	0	0%	0	0%	1	0	0%	0	0%	0	0%	0	0%
TNMH-TX1-Methodist University Hospital	1	0	0%	0	0%	0	0%	0	0%	1	0	0%	0	0%	0	0%	0	0%

Exhibit C

Transplant Center	2013									2012								
	Total Transplants	Total of Non-U.S. Residents and Non-Resident Aliens		Non-U.S. Citizen Non-U.S. Resident in U.S. for Other Reason		Non-U.S. Citizen Non-U.S. Resident in U.S. for Transplant		Non-Resident Alien (Listings Prior to March 2012)		Total Transplants	Total of Non-U.S. Residents and Non-Resident Aliens		Non-U.S. Citizen Non-U.S. Resident in U.S. for Other Reason		Non-U.S. Citizen Non-U.S. Resident in U.S. for Transplant		Non-Resident Alien (Listings Prior to March 2012)	
		N	N	%	N	%	N	%	N		%	N	N	%	N	%	N	%
TNVU-TX1-Vanderbilt Univ Med Ctr	1	0	0%	0	0%	0	0%	0	0%	3	0	0%	0	0%	0	0%	0	0%
TXBC-TX1-University Hospital	1	0	0%	0	0%	0	0%	0	0%	0	0	0	0	0	0	0	0	0
TXHI-TX1-CHI St. Luke's Health Baylor College	0	0	0	0	0	0	0	0	0	3	0	0%	0	0%	0	0%	0	0%
TXHS-TX1-Methodist Specialty & Transplant Hosp	2	0	0%	0	0%	0	0%	0	0%	6	0	0%	0	0%	0	0%	0	0%
TXJS-TX1-Univ of Texas Med Branch	1	0	0%	0	0%	0	0%	0	0%	1	0	0%	0	0%	0	0%	0	0%
TXMH-TX1-The Methodist Hospital	3	0	0%	0	0%	0	0%	0	0%	2	0	0%	0	0%	0	0%	0	0%
TXSW-TX1-Scott and White Mem Hosp	2	0	0%	0	0%	0	0%	0	0%	0	0	0	0	0	0	0	0	0
UTMC-TX1-Univ of Utah Medical Center	0	0	0	0	0	0	0	0	0	1	0	0%	0	0%	0	0%	0	0%
VAMC-TX1-MCV Hospitals	0	0	0	0	0	0	0	0	0	1	0	0%	0	0%	0	0%	0	0%
VANG-TX1-Sentara Norfolk General Hospital	0	0	0	0	0	0	0	0	0	1	0	0%	0	0%	0	0%	0	0%
VAUV-TX1-Univ of Virginia HSC	3	0	0%	0	0%	0	0%	0	0%	4	0	0%	0	0%	0	0%	0	0%
VTMC-TX1-Fletcher Allen Health Care	0	0	0	0	0	0	0	0	0	1	0	0%	0	0%	0	0%	0	0%
WASM-TX1-Swedish Medical Center	1	0	0%	0	0%	0	0%	0	0%	0	0	0	0	0	0	0	0	0
WAVM-TX1-Virginia Mason Med Ctr	1	0	0%	0	0%	0	0%	0	0%	0	0	0	0	0	0	0	0	0
WISL-TX1-Aurora St. Luke's Medical Center	2	0	0%	0	0%	0	0%	0	0%	1	0	0%	0	0%	0	0%	0	0%
WIUW-TX1-Univ of Wisconsin Hosp and Clinics	22	0	0%	0	0%	0	0%	0	0%	17	0	0%	0	0%	0	0%	0	0%
U.S. Overall	256	6	2.3%	0	0%	5	2.0%	1	0.4%	242	3	1.2%	0	0%	1	0.4%	2	0.8%

Liver

Figures 14A and 14B graphically display that all regions, as well as the United States overall, saw less than 3% of adult and pediatric liver waiting list registrations added during 2013 for non-U.S. citizen/non-U.S. residents. Tables 13-15 provide the detailed liver program-specific information for waiting list additions, deceased donor transplants, and living donor transplants performed during 2012 and 2013. Table 13 is also displayed graphically in Figures 15 and 16.

For waiting list registrations (Table 13), 105 (0.9%) of 12,020 adult and pediatric liver waiting list registrations added to the waiting list in 2013 were non-U.S. citizen/non-U.S. residents in the U.S. solely for the purpose of transplant. There were nine programs with more than 5% total non-U.S. residents, and six programs with more than 5% of total added liver registrations in 2013 for those specifically in the U.S. for the purpose of a transplant.

Figure 14A. By region, candidate citizenship and residency for liver registrations added to the waiting list during 2013

(NOTE: Y-AXIS PERCENTAGES BEGIN AT 80%)

Liver Waiting List Registrations Added During 2013 by Region and Citizenship/Residency at Listing

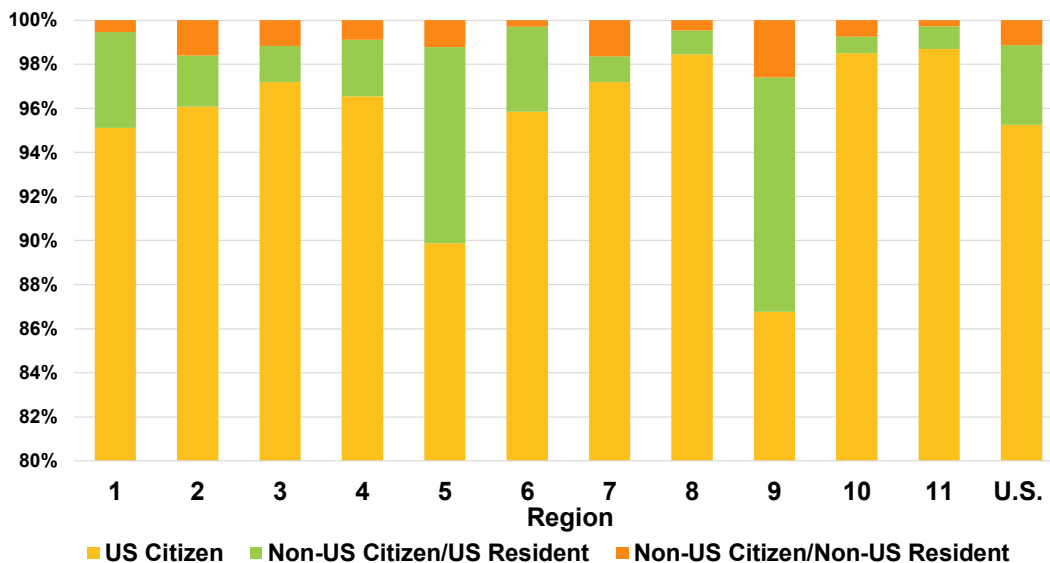
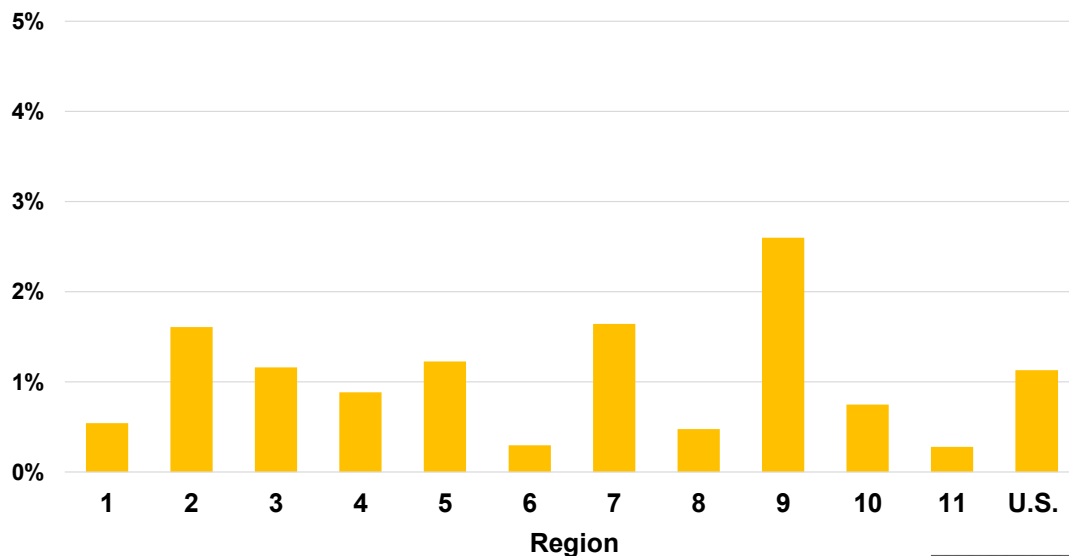


Figure 14B. By region, percent of non-U.S. citizen/non-U.S. resident liver registrations added to the waiting list during 2013

Percent of Liver Waiting List Registrations Added in 2013 for Non-U.S. Residents by Region of Listing



OPTN



Figure 15. By program, number of non-U.S. citizen/non-U.S. resident liver registrations added to the waiting list during 2013

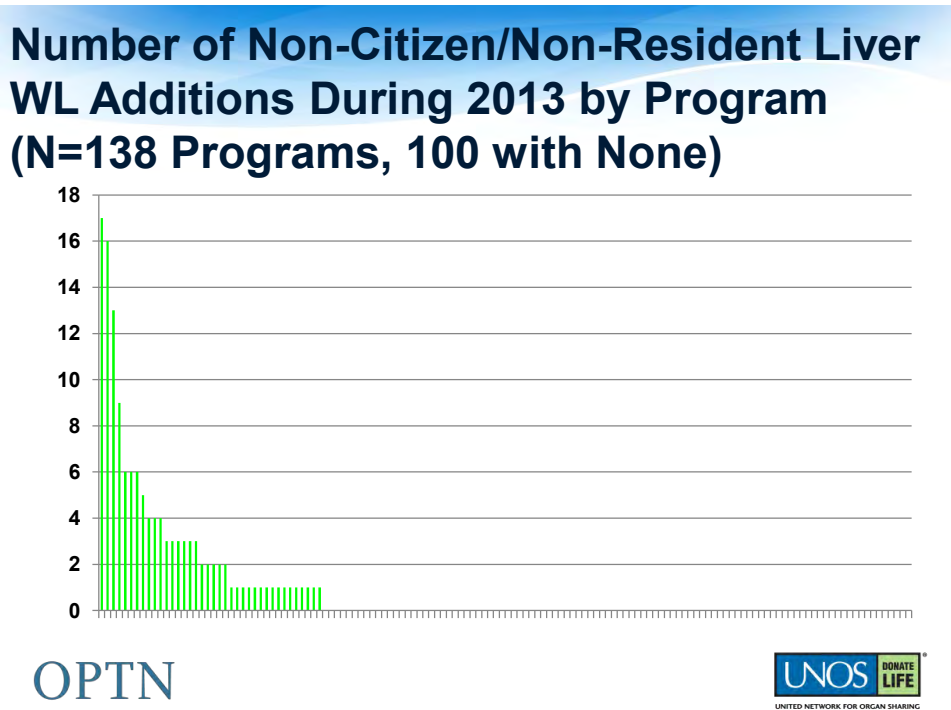


Figure 16. By program, percent of non-U.S. citizen/non-U.S. resident liver registrations added to the waiting list during 2013

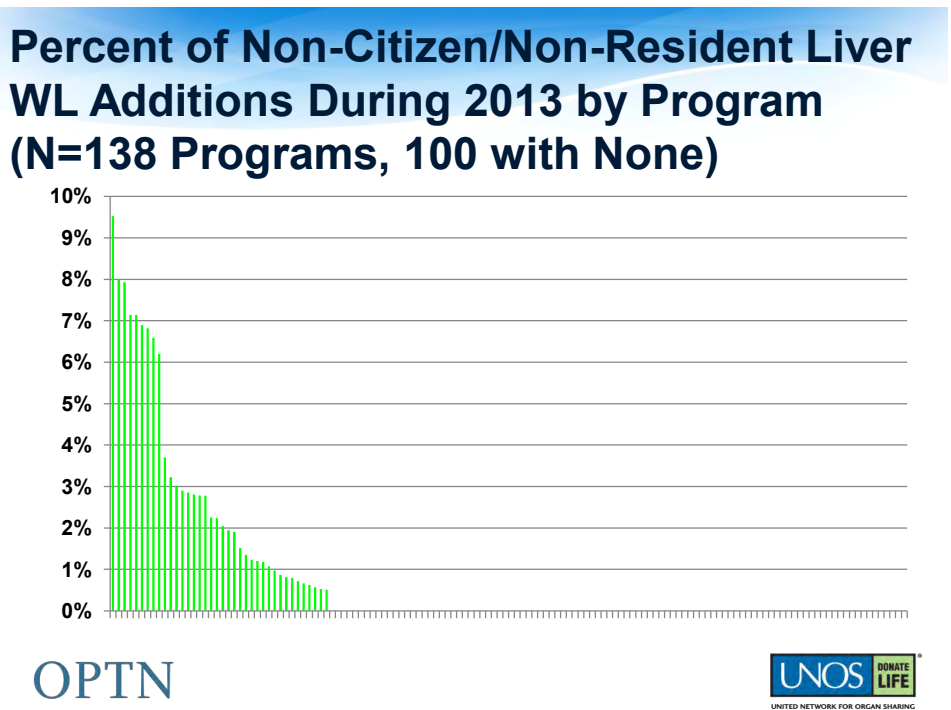


Table 13. Candidate citizenship and residency for liver registrations added to the waiting list during 2012-2013

Transplant Center	2013								2012								
	Total Added	Total of Non-U.S. Residents		Non-U.S. Citizen Non-U.S. Resident in U.S. for Other Reason		Non-U.S. Citizen Non-U.S. Resident in U.S. for Transplant		Total Added	Total of Non-U.S. Residents and Non-Resident Aliens		Non-U.S. Citizen Non-U.S. Resident in U.S. for Other Reason		Non-U.S. Citizen Non-U.S. Resident in U.S. for Transplant		Non-Resident Alien (Listings Prior to March 2012)		
		N	N	%	N	%	N		%	N	N	%	N	%	N	%	N
ALCH-TX1-Children's of Alabama	19	0	0%	0	0%	0	0%	0	0	0	0	0	0	0	0	0	0
ALUA-TX1-Univ of Alabama Hospital	161	0	0%	0	0%	0	0%	156	0	0%	0	0%	0	0%	0	0%	0
ARUA-TX1-UAMS Medical Center	40	0	0%	0	0%	0	0%	29	0	0%	0	0%	0	0%	0	0%	0
AZCH-TX1-Phoenix Children's Hospital	9	0	0%	0	0%	0	0%	1	0	0%	0	0%	0	0%	0	0%	0
AZGS-TX1-Banner Good Samaritan Medical Ctr	91	0	0%	0	0%	0	0%	92	0	0%	0	0%	0	0%	0	0%	0
AZMC-TX1-Mayo Clinic Hospital	126	1	0.8%	0	0%	1	0.8%	86	0	0%	0	0%	0	0%	0	0%	0
AZUA-TX1-University Medical Ctr, Univ of AZ	48	0	0%	0	0%	0	0%	53	0	0%	0	0%	0	0%	0	0%	0
CACH-TX1-Rady Children's Hosp & Health Center	5	0	0%	0	0%	0	0%	1	0	0%	0	0%	0	0%	0	0%	0
CACL-TX1-Childrens Hospital Los Angeles	25	2	8.0%	1	4.0%	1	4.0%	27	2	7.4%	0	0%	2	7.4%	0	0%	0
CACS-TX1-Cedars-Sinai Med Center	140	1	0.7%	1	0.7%	0	0%	146	8	5.5%	6	4.1%	2	1.4%	0	0%	0
CAGH-TX1-Scripps Green Hospital	80	0	0%	0	0%	0	0%	67	0	0%	0	0%	0	0%	0	0%	0
CALL-TX1-Loma Linda Univ Med Ctr	56	0	0%	0	0%	0	0%	60	0	0%	0	0%	0	0%	0	0%	0
CAPC-TX1-Lucile Salter Packard Children's Hosp	43	0	0%	0	0%	0	0%	33	1	3.0%	1	3.0%	0	0%	0	0%	0
CAPM-TX1-California Pacific Med Ctr	134	3	2.2%	3	2.2%	0	0%	143	2	1.4%	2	1.4%	0	0%	0	0%	0
CASD-TX1-UCSD Medical Center	74	1	1.4%	0	0%	1	1.4%	76	0	0%	0	0%	0	0%	0	0%	0
CASF-TX1-Univ of CA San Francisco Med Ctr	325	4	1.2%	2	0.6%	2	0.6%	292	9	3.1%	3	1.0%	6	2.1%	0	0%	0
CASU-TX1-Stanford Univ Med Ctr	169	2	1.2%	2	1.2%	0	0%	162	0	0%	0	0%	0	0%	0	0%	0
CAUC-TX1-UCLA Medical Center	323	9	2.8%	3	0.9%	6	1.9%	347	8	2.3%	2	0.6%	4	1.2%	2	0.6%	0
CAUH-TX1-Keck Hospital of USC	196	1	0.5%	0	0%	1	0.5%	188	4	2.1%	1	0.5%	3	1.6%	0	0%	0
COCH-TX1-Children's Hospital Colorado	15	0	0%	0	0%	0	0%	11	0	0%	0	0%	0	0%	0	0%	0
COPM-TX1-Centura Porter Adventist Hosp	63	0	0%	0	0%	0	0%	27	0	0%	0	0%	0	0%	0	0%	0
COUC-TX1-University of Colorado Hospital/HSC	185	0	0%	0	0%	0	0%	172	0	0%	0	0%	0	0%	0	0%	0
CTHH-TX1-Hartford Hospital	38	0	0%	0	0%	0	0%	34	0	0%	0	0%	0	0%	0	0%	0

Transplant Center	2013								2012							
	Total Added	Total of Non-U.S. Residents		Non-U.S. Citizen Non-U.S. Resident in U.S. for Other Reason		Non-U.S. Citizen Non-U.S. Resident in U.S. for Transplant		Total Added	Total of Non-U.S. Residents and Non-Resident Aliens		Non-U.S. Citizen Non-U.S. Resident in U.S. for Other Reason		Non-U.S. Citizen Non-U.S. Resident in U.S. for Transplant		Non-Resident Alien (Listings Prior to March 2012)	
		N	N	%	N	%	N		%	N	%	N	%	N	%	N
CTYN-TX1-Yale New Haven Hosp	105	2	1.9%	0	0%	2	1.9%	138	2	1.4%	0	0%	2	1.4%	0	0%
DCGU-TX1-Georgetown Univ Med Ctr	174	1	0.6%	0	0%	1	0.6%	165	5	3.0%	2	1.2%	2	1.2%	1	0.6%
DEAI-TX1-Alfred I duPont Hospital for Children	14	1	7.1%	0	0%	1	7.1%	12	1	8.3%	0	0%	1	8.3%	0	0%
FLBC-TX1-Broward General Medical Center	22	0	0%	0	0%	0	0%	30	0	0%	0	0%	0	0%	0	0%
FLCC-TX1-Cleveland Clinic Florida Weston	29	2	6.9%	1	3.4%	1	3.4%	0	0	0	0	0	0	0	0	0
FLFH-TX1-Florida Hospital Medical Center	82	0	0%	0	0%	0	0%	90	0	0%	0	0%	0	0%	0	0%
FLJM-TX1-Jackson Memorial Hospital	166	5	3.0%	0	0%	5	3.0%	163	5	3.1%	1	0.6%	2	1.2%	2	1.2%
FLSL-TX1-Mayo Clinic Florida	196	4	2.0%	0	0%	4	2.0%	229	2	0.9%	0	0%	2	0.9%	0	0%
FLTG-TX1-Tampa General Hospital	116	1	0.9%	0	0%	1	0.9%	119	1	0.8%	0	0%	1	0.8%	0	0%
FLUF-TX1-Shands Hosp at Univ of FI	99	0	0%	0	0%	0	0%	54	0	0%	0	0%	0	0%	0	0%
GAEH-TX1-Children's Healthcare of Atlanta	30	0	0%	0	0%	0	0%	28	0	0%	0	0%	0	0%	0	0%
GAEM-TX1-Emory University Hospital	193	0	0%	0	0%	0	0%	158	2	1.3%	1	0.6%	1	0.6%	0	0%
GAPH-TX1-Piedmont Hospital	136	0	0%	0	0%	0	0%	102	1	1.0%	0	0%	1	1.0%	0	0%
HIQM-TX1-The Queen's Medical Center	35	0	0%	0	0%	0	0%	29	0	0%	0	0%	0	0%	0	0%
IAIV-TX1-Univ of Iowa Hosp and Clinics	40	0	0%	0	0%	0	0%	52	0	0%	0	0%	0	0%	0	0%
ILCM-TX1-Ann & Robert H. Lurie Children's Hosp	26	0	0%	0	0%	0	0%	20	0	0%	0	0%	0	0%	0	0%
ILLU-TX1-Loyola Univ Med Center	105	0	0%	0	0%	0	0%	86	0	0%	0	0%	0	0%	0	0%
ILNM-TX1-Northwestern Memorial Hospital	173	0	0%	0	0%	0	0%	154	0	0%	0	0%	0	0%	0	0%
ILPL-TX1-Rush University Med Ctr	59	0	0%	0	0%	0	0%	68	1	1.5%	1	1.5%	0	0%	0	0%
ILUC-TX1-Univ of Chicago Med Ctr	31	0	0%	0	0%	0	0%	33	0	0%	0	0%	0	0%	0	0%
ILUI-TX1-University of Illinois Medical Center	40	0	0%	0	0%	0	0%	71	1	1.4%	1	1.4%	0	0%	0	0%
INIM-TX1-Indiana University Health	153	0	0%	0	0%	0	0%	180	0	0%	0	0%	0	0%	0	0%
KSUK-TX1-University of Kansas Hospital	138	0	0%	0	0%	0	0%	158	0	0%	0	0%	0	0%	0	0%
KYJH-TX1-Jewish Hospital	71	0	0%	0	0%	0	0%	57	0	0%	0	0%	0	0%	0	0%
KYUK-TX1-Univ of Kentucky Med Ctr	103	2	1.9%	0	0%	2	1.9%	90	0	0%	0	0%	0	0%	0	0%

Transplant Center	2013								2012							
	Total Added	Total of Non-U.S. Residents		Non-U.S. Citizen Non-U.S. Resident in U.S. for Other Reason		Non-U.S. Citizen Non-U.S. Resident in U.S. for Transplant		Total Added	Total of Non-U.S. Residents and Non-Resident Aliens		Non-U.S. Citizen Non-U.S. Resident in U.S. for Other Reason		Non-U.S. Citizen Non-U.S. Resident in U.S. for Transplant		Non-Resident Alien (Listings Prior to March 2012)	
		N	N	%	N	%	N		%	N	%	N	%	N	%	N
LAOF-TX1-Ochsner Foundation Hospital	210	6	2.9%	3	1.4%	3	1.4%	204	5	2.5%	1	0.5%	3	1.5%	1	0.5%
LATU-TX1-Tulane Medical Center	58	0	0%	0	0%	0	0%	54	0	0%	0	0%	0	0%	0	0%
LAWK-TX1-Willis-Knighton Medical Center	16	0	0%	0	0%	0	0%	8	0	0%	0	0%	0	0%	0	0%
MABI-TX1-Beth Israel Deaconess Med Ctr	64	0	0%	0	0%	0	0%	69	1	1.4%	1	1.4%	0	0%	0	0%
MACH-TX1-Boston Children's Hospital	21	0	0%	0	0%	0	0%	16	0	0%	0	0%	0	0%	0	0%
MALC-TX1-Lahey Clinic Med Ctr	89	0	0%	0	0%	0	0%	77	0	0%	0	0%	0	0%	0	0%
MAMG-TX1-Massachusetts General Hospital	123	1	0.8%	0	0%	1	0.8%	140	1	0.7%	0	0%	1	0.7%	0	0%
MAUM-TX1-UMass Memorial Medical Center	112	0	0%	0	0%	0	0%	116	0	0%	0	0%	0	0%	0	0%
MDJH-TX1-Johns Hopkins Hospital	258	16	6.2%	1	0.4%	15	5.8%	130	3	2.3%	1	0.8%	2	1.5%	0	0%
MDUM-TX1-Univ of Maryland Med System	181	0	0%	0	0%	0	0%	196	1	0.5%	0	0%	0	0%	1	0.5%
MIBH-TX1-William Beaumont Hospital	36	0	0%	0	0%	0	0%	26	0	0%	0	0%	0	0%	0	0%
MICH-TX1-Children's Hosp of Michigan	2	0	0%	0	0%	0	0%	0	0	0	0	0	0	0	0	0
MIHF-TX1-Henry Ford Hospital	151	1	0.7%	0	0%	1	0.7%	144	1	0.7%	1	0.7%	0	0%	0	0%
MIUM-TX1-Univ of Michigan Med Ctr	144	0	0%	0	0%	0	0%	90	0	0%	0	0%	0	0%	0	0%
MNAC-TX1-Univ of MN Amplatz Children's Hosp	8	0	0%	0	0%	0	0%	0	0	0	0	0	0	0	0	0
MNMC-TX1-Rochester Methodist Hosp- Mayo Clinic	164	13	7.9%	1	0.6%	12	7.3%	142	6	4.2%	0	0%	6	4.2%	0	0%
MNSM-TX1-St Marys Hospital (Mayo Clinic)	14	1	7.1%	0	0%	1	7.1%	21	2	9.5%	0	0%	2	9.5%	0	0%
MNUM-TX1-Univ. of Minnesota Medical Center	133	3	2.3%	1	0.8%	2	1.5%	160	2	1.3%	0	0%	2	1.3%	0	0%
MOBH-TX1-Barnes-Jewish Hospital	174	0	0%	0	0%	0	0%	141	0	0%	0	0%	0	0%	0	0%
MOCG-TX1-Cardinal Glennon Childrens Hosp	4	0	0%	0	0%	0	0%	3	0	0%	0	0%	0	0%	0	0%
MOCH-TX1-St. Louis Children's Hospital	12	0	0%	0	0%	0	0%	14	0	0%	0	0%	0	0%	0	0%
MOCM-TX1-Children's Mercy Hospital	18	0	0%	0	0%	0	0%	6	0	0%	0	0%	0	0%	0	0%
MOLH-TX1-Saint Luke's Hospital of Kansas City	8	0	0%	0	0%	0	0%	6	0	0%	0	0%	0	0%	0	0%
MOSL-TX1-St. Louis University Hospital	45	0	0%	0	0%	0	0%	55	0	0%	0	0%	0	0%	0	0%
MSUM-TX1-Univ of MS Med Ctr	29	0	0%	0	0%	0	0%	0	0	0	0	0	0	0	0	0

Transplant Center	2013								2012							
	Total Added	Total of Non-U.S. Residents		Non-U.S. Citizen Non-U.S. Resident in U.S. for Other Reason		Non-U.S. Citizen Non-U.S. Resident in U.S. for Transplant		Total Added	Total of Non-U.S. Residents and Non-Resident Aliens		Non-U.S. Citizen Non-U.S. Resident in U.S. for Other Reason		Non-U.S. Citizen Non-U.S. Resident in U.S. for Transplant		Non-Resident Alien (Listings Prior to March 2012)	
		N	N	%	N	%	N		%	N	%	N	%	N	%	N
NCCM-TX1-Carolinas Medical Center	84	0	0%	0	0%	0	0%	94	0	0%	0	0%	0	0%	0	0%
NCDU-TX1-Duke University Hospital	87	0	0%	0	0%	0	0%	96	0	0%	0	0%	0	0%	0	0%
NCMH-TX1-UNC Hospitals	79	0	0%	0	0%	0	0%	94	0	0%	0	0%	0	0%	0	0%
NEUN-TX1-The Nebraska Medical Center	138	4	2.9%	0	0%	4	2.9%	134	6	4.5%	1	0.7%	3	2.2%	2	1.5%
NJLL-TX1-Our Lady of Lourdes Med Ctr	35	0	0%	0	0%	0	0%	41	0	0%	0	0%	0	0%	0	0%
NJUH-TX1-University Hospital	53	0	0%	0	0%	0	0%	70	1	1.4%	1	1.4%	0	0%	0	0%
NYCP-TX1-New York-Presbyterian/Columbia	258	17	6.6%	5	1.9%	12	4.7%	183	8	4.4%	3	1.6%	4	2.2%	1	0.5%
NYFL-TX1-Strong Memorial Hospital	59	0	0%	0	0%	0	0%	68	0	0%	0	0%	0	0%	0	0%
NYMA-TX1-Montefiore Medical Center	61	0	0%	0	0%	0	0%	67	0	0%	0	0%	0	0%	0	0%
NYMS-TX1-Mount Sinai Med Center	279	3	1.1%	2	0.7%	1	0.4%	290	5	1.7%	5	1.7%	0	0%	0	0%
NYNY-TX1-New York-Presbyterian/Weill Cornell	27	1	3.7%	1	3.7%	0	0%	52	1	1.9%	0	0%	1	1.9%	0	0%
NYUC-TX1-New York Univ Medical Center	103	1	1.0%	1	1.0%	0	0%	96	0	0%	0	0%	0	0%	0	0%
NYWC-TX1-Westchester Medical Center	60	0	0%	0	0%	0	0%	43	0	0%	0	0%	0	0%	0	0%
OHCC-TX1-Cleveland Clinic Foundation	186	6	3.2%	0	0%	6	3.2%	218	5	2.3%	0	0%	4	1.8%	1	0.5%
OHCM-TX1-Children's Hosp Med Ctr	25	0	0%	0	0%	0	0%	35	1	2.9%	0	0%	1	2.9%	0	0%
OHOU-TX1-Ohio State Univ Med Ctr	55	0	0%	0	0%	0	0%	40	1	2.5%	1	2.5%	0	0%	0	0%
OHUC-TX1-University of Cincinnati Medical Cen	153	0	0%	0	0%	0	0%	99	0	0%	0	0%	0	0%	0	0%
OHUH-TX1-University Hosp of Cleveland	31	0	0%	0	0%	0	0%	48	1	2.1%	0	0%	1	2.1%	0	0%
OKBC-TX1-Integrus Baptist Med Ctr	84	0	0%	0	0%	0	0%	84	0	0%	0	0%	0	0%	0	0%
OKCM-TX1-Children's Hosp of Oklahoma	5	0	0%	0	0%	0	0%	5	0	0%	0	0%	0	0%	0	0%
OKMD-TX1-OU Medical Center	17	0	0%	0	0%	0	0%	23	0	0%	0	0%	0	0%	0	0%
ORUO-TX1-Oregon Health and Science University	47	0	0%	0	0%	0	0%	65	0	0%	0	0%	0	0%	0	0%
ORUO-VA1-Portland VA Medical Center	45	0	0%	0	0%	0	0%	47	0	0%	0	0%	0	0%	0	0%
PAAE-TX1-Albert Einstein Med Ctr	52	0	0%	0	0%	0	0%	55	0	0%	0	0%	0	0%	0	0%
PAAG-TX1-Allegheny General Hosp	48	0	0%	0	0%	0	0%	67	0	0%	0	0%	0	0%	0	0%

Transplant Center	2013								2012							
	Total Added	Total of Non-U.S. Residents		Non-U.S. Citizen Non-U.S. Resident in U.S. for Other Reason		Non-U.S. Citizen Non-U.S. Resident in U.S. for Transplant		Total Added	Total of Non-U.S. Residents and Non-Resident Aliens		Non-U.S. Citizen Non-U.S. Resident in U.S. for Other Reason		Non-U.S. Citizen Non-U.S. Resident in U.S. for Transplant		Non-Resident Alien (Listings Prior to March 2012)	
		N	N	%	N	%	N		%	N	N	%	N	%	N	%
PACH-TX1-Children's Hosp of Pittsburgh of UPMC	44	3	6.8%	0	0%	3	6.8%	34	4	11.8%	0	0%	4	11.8%	0	0%
PACP-TX1-Childrens Hosp of Philadelphia	19	0	0%	0	0%	0	0%	26	1	3.8%	1	3.8%	0	0%	0	0%
PAGM-TX1-Geisinger Medical Center	41	0	0%	0	0%	0	0%	30	0	0%	0	0%	0	0%	0	0%
PAHE-TX1-Penn State Milton S Hershey Med Ctr	59	0	0%	0	0%	0	0%	61	0	0%	0	0%	0	0%	0	0%
PAHM-TX1-Hahnemann University Hospital	70	0	0%	0	0%	0	0%	49	1	2.0%	1	2.0%	0	0%	0	0%
PAPT-TX1-Univ of Pittsburgh Med Ctr	107	3	2.8%	1	0.9%	2	1.9%	162	5	3.1%	0	0%	5	3.1%	0	0%
PATJ-TX1-Thomas Jefferson Univ Hosp	83	1	1.2%	0	0%	1	1.2%	85	0	0%	0	0%	0	0%	0	0%
PATU-TX1-Temple Univ Hospital	31	0	0%	0	0%	0	0%	63	1	1.6%	1	1.6%	0	0%	0	0%
PAUP-TX1-The Hosp of the Univ of PA	172	0	0%	0	0%	0	0%	193	1	0.5%	0	0%	0	0%	1	0.5%
PAVA-TX1-VA Pittsburgh Healthcare System	113	0	0%	0	0%	0	0%	77	0	0%	0	0%	0	0%	0	0%
PRSJ-TX1-Auxilio Mutuo Hosp	36	1	2.8%	1	2.8%	0	0%	27	0	0%	0	0%	0	0%	0	0%
SCMU-TX1-Medical Univ of SC	129	0	0%	0	0%	0	0%	94	0	0%	0	0%	0	0%	0	0%
TNLB-TX1-Le Bonheur Children's Med Ctr	7	0	0%	0	0%	0	0%	7	0	0%	0	0%	0	0%	0	0%
TNMH-TX1-Methodist University Hospital	158	0	0%	0	0%	0	0%	146	0	0%	0	0%	0	0%	0	0%
TNVU-TX1-Vanderbilt Univ Med Ctr	190	1	0.5%	0	0%	1	0.5%	146	0	0%	0	0%	0	0%	0	0%
TXAS-TX1-Baylor All Saints Medical Center	96	0	0%	0	0%	0	0%	201	0	0%	0	0%	0	0%	0	0%
TXBC-TX1-University Hospital	117	0	0%	0	0%	0	0%	94	0	0%	0	0%	0	0%	0	0%
TXCM-TX1-Children's Med Ctr of Dallas	16	0	0%	0	0%	0	0%	17	0	0%	0	0%	0	0%	0	0%
TXHH-TX1-Memorial Hermann Hospital	63	6	9.5%	0	0%	6	9.5%	40	7	17.5%	0	0%	7	17.5%	0	0%
TXHI-TX1-CHI St. Luke's Health Baylor College	133	2	1.5%	0	0%	2	1.5%	165	4	2.4%	1	0.6%	3	1.8%	0	0%
TXHS-TX1-Methodist Specialty & Transplant Hosp	92	0	0%	0	0%	0	0%	78	0	0%	0	0%	0	0%	0	0%
TXJS-TX1-Univ of Texas Med Branch	16	0	0%	0	0%	0	0%	28	0	0%	0	0%	0	0%	0	0%
TXMC-TX1-Methodist Dallas Medical Center	106	0	0%	0	0%	0	0%	103	0	0%	0	0%	0	0%	0	0%
TXMH-TX1-The Methodist Hospital	197	3	1.5%	0	0%	3	1.5%	171	3	1.8%	0	0%	3	1.8%	0	0%
TXSP-TX1-University Hospital - St. Paul	87	0	0%	0	0%	0	0%	80	0	0%	0	0%	0	0%	0	0%

Exhibit C

Transplant Center	2013								2012							
	Total Added	Total of Non-U.S. Residents		Non-U.S. Citizen Non-U.S. Resident in U.S. for Other Reason		Non-U.S. Citizen Non-U.S. Resident in U.S. for Transplant		Total Added	Total of Non-U.S. Residents and Non-Resident Aliens		Non-U.S. Citizen Non-U.S. Resident in U.S. for Other Reason		Non-U.S. Citizen Non-U.S. Resident in U.S. for Transplant		Non-Resident Alien (Listings Prior to March 2012)	
		N	N	%	N	%	N		%	N	N	%	N	%	N	%
TXTC-TX1-Texas Children's Hospital	65	0	0%	0	0%	0	0%	57	0	0%	0	0%	0	0%	0	0%
TXTX-TX1-Baylor University Medical Center	130	0	0%	0	0%	0	0%	207	0	0%	0	0%	0	0%	0	0%
TXVA-TX1-Michael E. DeBakey VA Medical Center	22	0	0%	0	0%	0	0%	26	0	0%	0	0%	0	0%	0	0%
UTLD-TX1-Intermountain Medical Center	55	0	0%	0	0%	0	0%	51	0	0%	0	0%	0	0%	0	0%
UTMC-TX1-Univ of Utah Medical Center	45	0	0%	0	0%	0	0%	69	0	0%	0	0%	0	0%	0	0%
UTPC-TX1-Primary Children's Med Ctr	13	0	0%	0	0%	0	0%	18	0	0%	0	0%	0	0%	0	0%
VAMC-TX1-MCV Hospitals	84	0	0%	0	0%	0	0%	62	0	0%	0	0%	0	0%	0	0%
VAUV-TX1-Univ of Virginia HSC	85	0	0%	0	0%	0	0%	100	2	2.0%	1	1.0%	1	1.0%	0	0%
WACH-TX1-Seattle Children's Hospital	18	0	0%	0	0%	0	0%	16	0	0%	0	0%	0	0%	0	0%
WASM-TX1-Swedish Medical Center	33	0	0%	0	0%	0	0%	28	0	0%	0	0%	0	0%	0	0%
WAUW-TX1-Univ of Washington Med Ctr	159	1	0.6%	1	0.6%	0	0%	136	0	0%	0	0%	0	0%	0	0%
WICH-TX1-Childrens Hosp of Wisconsin	6	0	0%	0	0%	0	0%	6	0	0%	0	0%	0	0%	0	0%
WISE-TX1-Froedtert Mem Lutheran Hosp	74	0	0%	0	0%	0	0%	31	0	0%	0	0%	0	0%	0	0%
WISL-TX1-Aurora St. Luke's Medical Center	61	0	0%	0	0%	0	0%	81	0	0%	0	0%	0	0%	0	0%
WIUW-TX1-Univ of Wisconsin Hosp and Clinics	142	0	0%	0	0%	0	0%	123	1	0.8%	0	0%	1	0.8%	0	0%
U.S. Overall	12020	136	1.1%	31	0.3%	105	0.9%	11609	136	1.2%	41	0.4%	83	0.7%	12	0.1%

Table 14. Recipient citizenship and residency for deceased donor liver transplants performed during 2012-2013

Transplant Center	2013									2012									
	Total Transplants	Total of Non-U.S. Residents and Non-Resident Aliens		Non-U.S. Citizen Non-U.S. Resident in U.S. for Other Reason		Non-U.S. Citizen Non-U.S. Resident in U.S. for Transplant		Non-Resident Alien (Listings Prior to March 2012)		Total Transplants	Total of Non-U.S. Residents and Non-Resident Aliens		Non-U.S. Citizen Non-U.S. Resident in U.S. for Other Reason		Non-U.S. Citizen Non-U.S. Resident in U.S. for Transplant		Non-Resident Alien (Listings Prior to March 2012)		
		N	N	%	N	%	N	%	N		%	N	N	%	N	%	N	%	N
ALCH-TX1-Children's of Alabama	8	0	0%	0	0%	0	0%	0	0%	0	0	0	0	0	0	0	0	0	0
ALUA-TX1-Univ of Alabama Hospital	95	0	0%	0	0%	0	0%	0	0%	110	0	0%	0	0%	0	0%	0	0%	0
ARUA-TX1-UAMS Medical Center	36	0	0%	0	0%	0	0%	0	0%	19	0	0%	0	0%	0	0%	0	0%	0
AZCH-TX1-Phoenix Children's Hospital	8	0	0%	0	0%	0	0%	0	0%	0	0	0	0	0	0	0	0	0	0
AZGS-TX1-Banner Good Samaritan Medical Ctr	56	0	0%	0	0%	0	0%	0	0%	54	0	0%	0	0%	0	0%	0	0%	0
AZMC-TX1-Mayo Clinic Hospital	70	0	0%	0	0%	0	0%	0	0%	55	0	0%	0	0%	0	0%	0	0%	0
AZUA-TX1-University Medical Ctr, Univ of AZ	9	0	0%	0	0%	0	0%	0	0%	12	0	0%	0	0%	0	0%	0	0%	0
CACH-TX1-Rady Children's Hosp & Health Center	3	0	0%	0	0%	0	0%	0	0%	1	0	0%	0	0%	0	0%	0	0%	0
CACL-TX1-Childrens Hospital Los Angeles	14	2	14.3%	1	7.1%	1	7.1%	0	0%	8	0	0%	0	0%	0	0%	0	0%	0
CACS-TX1-Cedars-Sinai Med Center	47	4	8.5%	2	4.3%	1	2.1%	1	2.1%	56	2	3.6%	1	1.8%	1	1.8%	0	0%	0
CAGH-TX1-Scripps Green Hospital	42	0	0%	0	0%	0	0%	0	0%	34	0	0%	0	0%	0	0%	0	0%	0
CALL-TX1-Loma Linda Univ Med Ctr	35	0	0%	0	0%	0	0%	0	0%	22	0	0%	0	0%	0	0%	0	0%	0
CAPC-TX1-Lucile Salter Packard Children's Hosp	34	0	0%	0	0%	0	0%	0	0%	31	0	0%	0	0%	0	0%	0	0%	0
CAPM-TX1-California Pacific Med Ctr	67	2	3.0%	2	3.0%	0	0%	0	0%	72	0	0%	0	0%	0	0%	0	0%	0
CASD-TX1-UCSD Medical Center	46	1	2.2%	0	0%	1	2.2%	0	0%	33	0	0%	0	0%	0	0%	0	0%	0
CASF-TX1-Univ of CA San Francisco Med Ctr	133	1	0.8%	1	0.8%	0	0%	0	0%	127	6	4.7%	1	0.8%	4	3.1%	1	0.8%	0
CASU-TX1-Stanford Univ Med Ctr	50	1	2.0%	1	2.0%	0	0%	0	0%	54	0	0%	0	0%	0	0%	0	0%	0
CAUC-TX1-UCLA Medical Center	175	6	3.4%	3	1.7%	2	1.1%	1	0.6%	169	1	0.6%	0	0%	1	0.6%	0	0%	0
CAUH-TX1-Keck Hospital of USC	75	0	0%	0	0%	0	0%	0	0%	80	0	0%	0	0%	0	0%	0	0%	0
COCH-TX1-Children's Hospital Colorado	11	0	0%	0	0%	0	0%	0	0%	8	0	0%	0	0%	0	0%	0	0%	0
COPM-TX1-Centura Porter Adventist Hosp	9	0	0%	0	0%	0	0%	0	0%	11	0	0%	0	0%	0	0%	0	0%	0
COUC-TX1-University of Colorado Hospital/HSC	93	0	0%	0	0%	0	0%	0	0%	76	0	0%	0	0%	0	0%	0	0%	0
CTHH-TX1-Hartford Hospital	17	0	0%	0	0%	0	0%	0	0%	20	0	0%	0	0%	0	0%	0	0%	0

Exhibit C

Transplant Center	2013									2012								
	Total Transplants	Total of Non-U.S. Residents and Non-Resident Aliens		Non-U.S. Citizen Non-U.S. Resident in U.S. for Other Reason		Non-U.S. Citizen Non-U.S. Resident in U.S. for Transplant		Non-Resident Alien (Listings Prior to March 2012)		Total Transplants	Total of Non-U.S. Residents and Non-Resident Aliens		Non-U.S. Citizen Non-U.S. Resident in U.S. for Other Reason		Non-U.S. Citizen Non-U.S. Resident in U.S. for Transplant		Non-Resident Alien (Listings Prior to March 2012)	
		N	N	%	N	%	N	%	N		%	N	N	%	N	%	N	%
CTYN-TX1-Yale New Haven Hosp	26	0	0%	0	0%	0	0%	0	0%	19	0	0%	0	0%	0	0%	0	0%
DCGU-TX1-Georgetown Univ Med Ctr	89	1	1.1%	0	0%	0	0%	1	1.1%	113	2	1.8%	0	0%	1	0.9%	1	0.9%
DEAI-TX1-Alfred I duPont Hospital for Children	8	1	12.5%	0	0%	1	12.5%	0	0%	6	0	0%	0	0%	0	0%	0	0%
FLBC-TX1-Broward General Medical Center	14	0	0%	0	0%	0	0%	0	0%	26	0	0%	0	0%	0	0%	0	0%
FLCC-TX1-Cleveland Clinic Florida Weston	9	0	0%	0	0%	0	0%	0	0%	0	0	0	0	0	0	0	0	0
FLFH-TX1-Florida Hospital Medical Center	54	0	0%	0	0%	0	0%	0	0%	71	0	0%	0	0%	0	0%	0	0%
FLJM-TX1-Jackson Memorial Hospital	109	3	2.8%	0	0%	3	2.8%	0	0%	114	4	3.5%	0	0%	1	0.9%	3	2.6%
FLSL-TX1-Mayo Clinic Florida	146	2	1.4%	0	0%	2	1.4%	0	0%	164	0	0%	0	0%	0	0%	0	0%
FLTG-TX1-Tampa General Hospital	76	1	1.3%	0	0%	1	1.3%	0	0%	101	0	0%	0	0%	0	0%	0	0%
FLUF-TX1-Shands Hosp at Univ of Fl	38	0	0%	0	0%	0	0%	0	0%	22	0	0%	0	0%	0	0%	0	0%
GAEH-TX1-Children's Healthcare of Atlanta	31	0	0%	0	0%	0	0%	0	0%	17	0	0%	0	0%	0	0%	0	0%
GAEM-TX1-Emory University Hospital	137	0	0%	0	0%	0	0%	0	0%	111	2	1.8%	1	0.9%	1	0.9%	0	0%
GAPH-TX1-Piedmont Hospital	90	0	0%	0	0%	0	0%	0	0%	94	1	1.1%	0	0%	1	1.1%	0	0%
HIQM-TX1-The Queen's Medical Center	12	0	0%	0	0%	0	0%	0	0%	11	0	0%	0	0%	0	0%	0	0%
IAIV-TX1-Univ of Iowa Hosp and Clinics	26	0	0%	0	0%	0	0%	0	0%	32	0	0%	0	0%	0	0%	0	0%
ILCM-TX1-Ann & Robert H. Lurie Children's Hosp	12	0	0%	0	0%	0	0%	0	0%	14	0	0%	0	0%	0	0%	0	0%
ILLU-TX1-Loyola Univ Med Center	45	0	0%	0	0%	0	0%	0	0%	14	0	0%	0	0%	0	0%	0	0%
ILNM-TX1-Northwestern Memorial Hospital	97	0	0%	0	0%	0	0%	0	0%	101	0	0%	0	0%	0	0%	0	0%
ILPL-TX1-Rush University Med Ctr	16	1	6.3%	1	6.3%	0	0%	0	0%	32	0	0%	0	0%	0	0%	0	0%
ILUC-TX1-Univ of Chicago Med Ctr	23	0	0%	0	0%	0	0%	0	0%	18	0	0%	0	0%	0	0%	0	0%
ILUI-TX1-University of Illinois Medical Center	19	0	0%	0	0%	0	0%	0	0%	25	0	0%	0	0%	0	0%	0	0%
INIM-TX1-Indiana University Health	114	1	0.9%	0	0%	1	0.9%	0	0%	133	0	0%	0	0%	0	0%	0	0%
KSUK-TX1-University of Kansas Hospital	114	0	0%	0	0%	0	0%	0	0%	77	0	0%	0	0%	0	0%	0	0%
KYJH-TX1-Jewish Hospital	49	0	0%	0	0%	0	0%	0	0%	36	0	0%	0	0%	0	0%	0	0%
KYUK-TX1-Univ of Kentucky Med Ctr	40	0	0%	0	0%	0	0%	0	0%	40	0	0%	0	0%	0	0%	0	0%

Exhibit C

Transplant Center	2013									2012								
	Total Transplants	Total of Non-U.S. Residents and Non-Resident Aliens		Non-U.S. Citizen Non-U.S. Resident in U.S. for Other Reason		Non-U.S. Citizen Non-U.S. Resident in U.S. for Transplant		Non-Resident Alien (Listings Prior to March 2012)		Total Transplants	Total of Non-U.S. Residents and Non-Resident Aliens		Non-U.S. Citizen Non-U.S. Resident in U.S. for Other Reason		Non-U.S. Citizen Non-U.S. Resident in U.S. for Transplant		Non-Resident Alien (Listings Prior to March 2012)	
		N	N	%	N	%	N	%	N		%	N	N	%	N	%	N	%
LAOF-TX1-Ochsner Foundation Hospital	172	4	2.3%	3	1.7%	1	0.6%	0	0%	171	5	2.9%	1	0.6%	2	1.2%	2	1.2%
LATU-TX1-Tulane Medical Center	40	0	0%	0	0%	0	0%	0	0%	37	0	0%	0	0%	0	0%	0	0%
LAWK-TX1-Willis-Knighton Medical Center	10	0	0%	0	0%	0	0%	0	0%	13	0	0%	0	0%	0	0%	0	0%
MABI-TX1-Beth Israel Deaconess Med Ctr	24	0	0%	0	0%	0	0%	0	0%	21	0	0%	0	0%	0	0%	0	0%
MACH-TX1-Boston Children's Hospital	14	0	0%	0	0%	0	0%	0	0%	11	0	0%	0	0%	0	0%	0	0%
MALC-TX1-Lahey Clinic Med Ctr	42	0	0%	0	0%	0	0%	0	0%	33	0	0%	0	0%	0	0%	0	0%
MAMG-TX1-Massachusetts General Hospital	52	0	0%	0	0%	0	0%	0	0%	59	0	0%	0	0%	0	0%	0	0%
MAUM-TX1-UMass Memorial Medical Center	51	0	0%	0	0%	0	0%	0	0%	52	0	0%	0	0%	0	0%	0	0%
MDJH-TX1-Johns Hopkins Hospital	76	3	3.9%	0	0%	3	3.9%	0	0%	47	0	0%	0	0%	0	0%	0	0%
MDUM-TX1-Univ of Maryland Med System	82	0	0%	0	0%	0	0%	0	0%	81	1	1.2%	0	0%	0	0%	1	1.2%
MIBH-TX1-William Beaumont Hospital	16	0	0%	0	0%	0	0%	0	0%	16	0	0%	0	0%	0	0%	0	0%
MIHF-TX1-Henry Ford Hospital	81	1	1.2%	0	0%	1	1.2%	0	0%	86	0	0%	0	0%	0	0%	0	0%
MIUM-TX1-Univ of Michigan Med Ctr	70	0	0%	0	0%	0	0%	0	0%	68	0	0%	0	0%	0	0%	0	0%
MNAC-TX1-Univ of MN Amplatz Children's Hosp	1	0	0%	0	0%	0	0%	0	0%	0	0	0	0	0	0	0	0	0
MNMC-TX1-Rochester Methodist Hosp- Mayo Clinic	83	6	7.2%	1	1.2%	5	6.0%	0	0%	75	7	9.3%	0	0%	2	2.7%	5	6.7%
MNSM-TX1-St Marys Hospital (Mayo Clinic)	4	0	0%	0	0%	0	0%	0	0%	13	1	7.7%	0	0%	1	7.7%	0	0%
MNUM-TX1-Univ. of Minnesota Medical Center	58	0	0%	0	0%	0	0%	0	0%	65	1	1.5%	0	0%	0	0%	1	1.5%
MOBH-TX1-Barnes-Jewish Hospital	99	0	0%	0	0%	0	0%	0	0%	92	0	0%	0	0%	0	0%	0	0%
MOCG-TX1-Cardinal Glennon Childrens Hosp	3	0	0%	0	0%	0	0%	0	0%	2	0	0%	0	0%	0	0%	0	0%
MOCH-TX1-St. Louis Children's Hospital	8	0	0%	0	0%	0	0%	0	0%	10	0	0%	0	0%	0	0%	0	0%
MOCM-TX1-Children's Mercy Hospital	12	0	0%	0	0%	0	0%	0	0%	5	0	0%	0	0%	0	0%	0	0%
MOLH-TX1-Saint Luke's Hospital of Kansas City	7	0	0%	0	0%	0	0%	0	0%	6	0	0%	0	0%	0	0%	0	0%
MOSL-TX1-St. Louis University Hospital	22	0	0%	0	0%	0	0%	0	0%	23	0	0%	0	0%	0	0%	0	0%
MSUM-TX1-Univ of MS Med Ctr	18	0	0%	0	0%	0	0%	0	0%	0	0	0	0	0	0	0	0	0
NCCM-TX1-Carolinas Medical Center	60	0	0%	0	0%	0	0%	0	0%	69	0	0%	0	0%	0	0%	0	0%

Exhibit C

Transplant Center	2013									2012								
	Total Transplants	Total of Non-U.S. Residents and Non-Resident Aliens		Non-U.S. Citizen Non-U.S. Resident in U.S. for Other Reason		Non-U.S. Citizen Non-U.S. Resident in U.S. for Transplant		Non-Resident Alien (Listings Prior to March 2012)		Total Transplants	Total of Non-U.S. Residents and Non-Resident Aliens		Non-U.S. Citizen Non-U.S. Resident in U.S. for Other Reason		Non-U.S. Citizen Non-U.S. Resident in U.S. for Transplant		Non-Resident Alien (Listings Prior to March 2012)	
		N	N	%	N	%	N	%	N		%	N	N	%	N	%	N	%
NCDU-TX1-Duke University Hospital	62	0	0%	0	0%	0	0%	0	0%	66	0	0%	0	0%	0	0%	0	0%
NCMH-TX1-UNC Hospitals	33	0	0%	0	0%	0	0%	0	0%	31	0	0%	0	0%	0	0%	0	0%
NEUN-TX1-The Nebraska Medical Center	105	3	2.9%	0	0%	3	2.9%	0	0%	94	4	4.3%	1	1.1%	1	1.1%	2	2.1%
NJLL-TX1-Our Lady of Lourdes Med Ctr	13	0	0%	0	0%	0	0%	0	0%	18	0	0%	0	0%	0	0%	0	0%
NJUH-TX1-University Hospital	34	0	0%	0	0%	0	0%	0	0%	36	0	0%	0	0%	0	0%	0	0%
NYCP-TX1-New York-Presbyterian/Columbia	98	5	5.1%	1	1.0%	4	4.1%	0	0%	100	5	5.0%	1	1.0%	4	4.0%	0	0%
NYFL-TX1-Strong Memorial Hospital	24	0	0%	0	0%	0	0%	0	0%	32	1	3.1%	0	0%	1	3.1%	0	0%
NYMA-TX1-Montefiore Medical Center	29	0	0%	0	0%	0	0%	0	0%	27	0	0%	0	0%	0	0%	0	0%
NYMS-TX1-Mount Sinai Med Center	82	3	3.7%	3	3.7%	0	0%	0	0%	92	0	0%	0	0%	0	0%	0	0%
NYNY-TX1-New York-Presbyterian/Weill Cornell	1	0	0%	0	0%	0	0%	0	0%	10	0	0%	0	0%	0	0%	0	0%
NYUC-TX1-New York Univ Medical Center	27	0	0%	0	0%	0	0%	0	0%	27	0	0%	0	0%	0	0%	0	0%
NYWC-TX1-Westchester Medical Center	19	0	0%	0	0%	0	0%	0	0%	25	0	0%	0	0%	0	0%	0	0%
OHCC-TX1-Cleveland Clinic Foundation	118	3	2.5%	0	0%	3	2.5%	0	0%	131	1	0.8%	0	0%	0	0%	1	0.8%
OHCM-TX1-Children's Hosp Med Ctr	21	1	4.8%	0	0%	1	4.8%	0	0%	20	0	0%	0	0%	0	0%	0	0%
OHOU-TX1-Ohio State Univ Med Ctr	30	0	0%	0	0%	0	0%	0	0%	23	1	4.3%	1	4.3%	0	0%	0	0%
OHUC-TX1-University of Cincinnati Medical Cen	62	0	0%	0	0%	0	0%	0	0%	49	0	0%	0	0%	0	0%	0	0%
OHUH-TX1-University Hosp of Cleveland	9	0	0%	0	0%	0	0%	0	0%	23	0	0%	0	0%	0	0%	0	0%
OKBC-TX1-Integrus Baptist Med Ctr	34	0	0%	0	0%	0	0%	0	0%	45	0	0%	0	0%	0	0%	0	0%
OKCM-TX1-Children's Hosp of Oklahoma	2	0	0%	0	0%	0	0%	0	0%	2	0	0%	0	0%	0	0%	0	0%
OKMD-TX1-OU Medical Center	11	0	0%	0	0%	0	0%	0	0%	11	0	0%	0	0%	0	0%	0	0%
ORUO-TX1-Oregon Health and Science University	32	0	0%	0	0%	0	0%	0	0%	35	0	0%	0	0%	0	0%	0	0%
ORUO-VA1-Portland VA Medical Center	27	0	0%	0	0%	0	0%	0	0%	14	0	0%	0	0%	0	0%	0	0%
PAAE-TX1-Albert Einstein Med Ctr	32	0	0%	0	0%	0	0%	0	0%	15	0	0%	0	0%	0	0%	0	0%
PAAG-TX1-Allegheny General Hosp	23	0	0%	0	0%	0	0%	0	0%	15	0	0%	0	0%	0	0%	0	0%
PACH-TX1-Children's Hosp of Pittsburgh of UPMC	23	2	8.7%	0	0%	2	8.7%	0	0%	26	1	3.8%	0	0%	1	3.8%	0	0%

Exhibit C

Transplant Center	2013									2012								
	Total Transplants	Total of Non-U.S. Residents and Non-Resident Aliens		Non-U.S. Citizen Non-U.S. Resident in U.S. for Other Reason		Non-U.S. Citizen Non-U.S. Resident in U.S. for Transplant		Non-Resident Alien (Listings Prior to March 2012)		Total Transplants	Total of Non-U.S. Residents and Non-Resident Aliens		Non-U.S. Citizen Non-U.S. Resident in U.S. for Other Reason		Non-U.S. Citizen Non-U.S. Resident in U.S. for Transplant		Non-Resident Alien (Listings Prior to March 2012)	
		N	N	%	N	%	N	%	N		%	N	N	%	N	%	N	%
PACP-TX1-Childrens Hosp of Philadelphia	16	0	0%	0	0%	0	0%	0	0%	17	1	5.9%	1	5.9%	0	0%	0	0%
PAGM-TX1-Geisinger Medical Center	11	0	0%	0	0%	0	0%	0	0%	10	0	0%	0	0%	0	0%	0	0%
PAHE-TX1-Penn State Milton S Hershey Med Ctr	20	0	0%	0	0%	0	0%	0	0%	22	0	0%	0	0%	0	0%	0	0%
PAHM-TX1-Hahnemann University Hospital	20	0	0%	0	0%	0	0%	0	0%	19	0	0%	0	0%	0	0%	0	0%
PAPT-TX1-Univ of Pittsburgh Med Ctr	48	2	4.2%	0	0%	2	4.2%	0	0%	51	0	0%	0	0%	0	0%	0	0%
PATJ-TX1-Thomas Jefferson Univ Hosp	53	0	0%	0	0%	0	0%	0	0%	42	0	0%	0	0%	0	0%	0	0%
PATU-TX1-Temple Univ Hospital	18	1	5.6%	1	5.6%	0	0%	0	0%	19	0	0%	0	0%	0	0%	0	0%
PAUP-TX1-The Hosp of the Univ of PA	128	1	0.8%	0	0%	0	0%	1	0.8%	117	0	0%	0	0%	0	0%	0	0%
PAVA-TX1-VA Pittsburgh Healthcare System	44	0	0%	0	0%	0	0%	0	0%	48	0	0%	0	0%	0	0%	0	0%
PRSJ-TX1-Auxilio Mutuo Hosp	28	0	0%	0	0%	0	0%	0	0%	21	0	0%	0	0%	0	0%	0	0%
SCMU-TX1-Medical Univ of SC	76	0	0%	0	0%	0	0%	0	0%	63	0	0%	0	0%	0	0%	0	0%
TNLB-TX1-Le Bonheur Children's Med Ctr	4	0	0%	0	0%	0	0%	0	0%	5	0	0%	0	0%	0	0%	0	0%
TNMH-TX1-Methodist University Hospital	115	0	0%	0	0%	0	0%	0	0%	117	0	0%	0	0%	0	0%	0	0%
TNVU-TX1-Vanderbilt Univ Med Ctr	119	0	0%	0	0%	0	0%	0	0%	98	0	0%	0	0%	0	0%	0	0%
TXAS-TX1-Baylor All Saints Medical Center	13	0	0%	0	0%	0	0%	0	0%	30	0	0%	0	0%	0	0%	0	0%
TXBC-TX1-University Hospital	45	0	0%	0	0%	0	0%	0	0%	44	0	0%	0	0%	0	0%	0	0%
TXCM-TX1-Children's Med Ctr of Dallas	10	0	0%	0	0%	0	0%	0	0%	12	0	0%	0	0%	0	0%	0	0%
TXHH-TX1-Memorial Hermann Hospital	31	6	19.4%	0	0%	6	19.4%	0	0%	29	5	17.2%	0	0%	3	10.3%	2	6.9%
TXHI-TX1-CHI St. Luke's Health Baylor College	61	1	1.6%	1	1.6%	0	0%	0	0%	57	0	0%	0	0%	0	0%	0	0%
TXHS-TX1-Methodist Specialty & Transplant Hosp	44	0	0%	0	0%	0	0%	0	0%	35	0	0%	0	0%	0	0%	0	0%
TXJS-TX1-Univ of Texas Med Branch	3	0	0%	0	0%	0	0%	0	0%	7	0	0%	0	0%	0	0%	0	0%
TXMC-TX1-Methodist Dallas Medical Center	49	0	0%	0	0%	0	0%	0	0%	44	0	0%	0	0%	0	0%	0	0%
TXMH-TX1-The Methodist Hospital	69	0	0%	0	0%	0	0%	0	0%	70	2	2.9%	0	0%	1	1.4%	1	1.4%
TXSP-TX1-University Hospital - St. Paul	34	0	0%	0	0%	0	0%	0	0%	29	0	0%	0	0%	0	0%	0	0%
TXTC-TX1-Texas Children's Hospital	43	0	0%	0	0%	0	0%	0	0%	39	0	0%	0	0%	0	0%	0	0%

Exhibit C

Transplant Center	2013										2012									
	Total Transplants	Total of Non-U.S. Residents and Non-Resident Aliens		Non-U.S. Citizen Non-U.S. Resident in U.S. for Other Reason		Non-U.S. Citizen Non-U.S. Resident in U.S. for Transplant		Non-Resident Alien (Listings Prior to March 2012)		Total Transplants	Total of Non-U.S. Residents and Non-Resident Aliens		Non-U.S. Citizen Non-U.S. Resident in U.S. for Other Reason		Non-U.S. Citizen Non-U.S. Resident in U.S. for Transplant		Non-Resident Alien (Listings Prior to March 2012)			
		N	N	%	N	%	N	%	N		%	N	N	%	N	%	N	%	N	%
TXTX-TX1-Baylor University Medical Center	86	0	0%	0	0%	0	0%	0	0%	85	0	0%	0	0%	0	0%	0	0%		
TXVA-TX1-Michael E. DeBakey VA Medical Center	4	0	0%	0	0%	0	0%	0	0%	9	0	0%	0	0%	0	0%	0	0%		
UTLD-TX1-Intermountain Medical Center	30	0	0%	0	0%	0	0%	0	0%	26	0	0%	0	0%	0	0%	0	0%		
UTMC-TX1-Univ of Utah Medical Center	35	0	0%	0	0%	0	0%	0	0%	22	0	0%	0	0%	0	0%	0	0%		
UTPC-TX1-Primary Children's Med Ctr	13	0	0%	0	0%	0	0%	0	0%	11	0	0%	0	0%	0	0%	0	0%		
VAMC-TX1-MCV Hospitals	49	0	0%	0	0%	0	0%	0	0%	56	0	0%	0	0%	0	0%	0	0%		
VAUV-TX1-Univ of Virginia HSC	60	0	0%	0	0%	0	0%	0	0%	67	1	1.5%	1	1.5%	0	0%	0	0%		
WACH-TX1-Seattle Children's Hospital	16	0	0%	0	0%	0	0%	0	0%	15	0	0%	0	0%	0	0%	0	0%		
WASM-TX1-Swedish Medical Center	15	0	0%	0	0%	0	0%	0	0%	7	0	0%	0	0%	0	0%	0	0%		
WAUW-TX1-Univ of Washington Med Ctr	78	1	1.3%	1	1.3%	0	0%	0	0%	80	0	0%	0	0%	0	0%	0	0%		
WICH-TX1-Childrens Hosp of Wisconsin	3	0	0%	0	0%	0	0%	0	0%	2	0	0%	0	0%	0	0%	0	0%		
WISE-TX1-Froedtert Mem Lutheran Hosp	22	0	0%	0	0%	0	0%	0	0%	14	0	0%	0	0%	0	0%	0	0%		
WISL-TX1-Aurora St. Luke's Medical Center	32	0	0%	0	0%	0	0%	0	0%	37	0	0%	0	0%	0	0%	0	0%		
WIUW-TX1-Univ of Wisconsin Hosp and Clinics	75	0	0%	0	0%	0	0%	0	0%	69	0	0%	0	0%	0	0%	0	0%		
U.S. Overall	6203	70	1.1%	22	0.4%	44	0.7%	4	0.1%	6010	55	0.9%	9	0.1%	26	0.4%	20	0.3%		

Table 15. Recipient citizenship and residency for living donor liver transplants performed during 2012-2013

Transplant Center	2013										2012							
	Total Transplants	Total of Non-U.S. Residents and Non-Resident Aliens		Non-U.S. Citizen Non-U.S. Resident in U.S. for Other Reason		Non-U.S. Citizen Non-U.S. Resident in U.S. for Transplant		Non-Resident Alien (Listings Prior to March 2012)		Total Transplants	Total of Non-U.S. Residents and Non-Resident Aliens		Non-U.S. Citizen Non-U.S. Resident in U.S. for Other Reason		Non-U.S. Citizen Non-U.S. Resident in U.S. for Transplant		Non-Resident Alien (Listings Prior to March 2012)	
		N	N	%	N	%	N	%	N		%	N	N	%	N	%	N	%
AZCH-TX1-Phoenix Children's Hospital	0	0	0	0	0	0	0	0	0	1	0	0%	0	0%	0	0%	0	0%
AZGS-TX1-Banner Good Samaritan Medical Ctr	1	0	0%	0	0%	0	0%	0	0%	0	0	0	0	0	0	0	0	0
AZMC-TX1-Mayo Clinic Hospital	8	0	0%	0	0%	0	0%	0	0%	10	0	0%	0	0%	0	0%	0	0%
AZUA-TX1-University Medical Ctr, Univ of AZ	0	0	0	0	0	0	0	0	0	1	0	0%	0	0%	0	0%	0	0%
CACL-TX1-Childrens Hospital Los Angeles	4	1	25.0%	0	0%	1	25.0%	0	0%	7	0	0%	0	0%	0	0%	0	0%
CAPC-TX1-Lucile Salter Packard Children's Hosp	0	0	0	0	0	0	0	0	0	1	0	0%	0	0%	0	0%	0	0%
CASF-TX1-Univ of CA San Francisco Med Ctr	13	1	7.7%	0	0%	1	7.7%	0	0%	12	0	0%	0	0%	0	0%	0	0%
CAUH-TX1-Keck Hospital of USC	5	0	0%	0	0%	0	0%	0	0%	4	0	0%	0	0%	0	0%	0	0%
COUC-TX1-University of Colorado Hospital/HSC	3	0	0%	0	0%	0	0%	0	0%	6	0	0%	0	0%	0	0%	0	0%
CTYN-TX1-Yale New Haven Hosp	8	1	12.5%	0	0%	1	12.5%	0	0%	12	0	0%	0	0%	0	0%	0	0%
DCGU-TX1-Georgetown Univ Med Ctr	2	0	0%	0	0%	0	0%	0	0%	3	0	0%	0	0%	0	0%	0	0%
DEAI-TX1-Alfred I duPont Hospital for Children	2	0	0%	0	0%	0	0%	0	0%	3	1	33.3%	0	0%	1	33.3%	0	0%
FLJM-TX1-Jackson Memorial Hospital	0	0	0	0	0	0	0	0	0	1	0	0%	0	0%	0	0%	0	0%
FLSL-TX1-Mayo Clinic Florida	0	0	0	0	0	0	0	0	0	1	0	0%	0	0%	0	0%	0	0%
GAEH-TX1-Children's Healthcare of Atlanta	1	0	0%	0	0%	0	0%	0	0%	1	0	0%	0	0%	0	0%	0	0%
ILCM-TX1-Ann & Robert H. Lurie Children's Hosp	3	0	0%	0	0%	0	0%	0	0%	5	0	0%	0	0%	0	0%	0	0%
ILNM-TX1-Northwestern Memorial Hospital	16	0	0%	0	0%	0	0%	0	0%	8	0	0%	0	0%	0	0%	0	0%
ILPL-TX1-Rush University Med Ctr	1	0	0%	0	0%	0	0%	0	0%	0	0	0	0	0	0	0	0	0
ILUC-TX1-Univ of Chicago Med Ctr	2	0	0%	0	0%	0	0%	0	0%	3	0	0%	0	0%	0	0%	0	0%
ILUI-TX1-University of Illinois Medical Center	3	0	0%	0	0%	0	0%	0	0%	1	0	0%	0	0%	0	0%	0	0%
LAOF-TX1-Ochsner Foundation Hospital	3	0	0%	0	0%	0	0%	0	0%	3	0	0%	0	0%	0	0%	0	0%
MACH-TX1-Boston Children's Hospital	3	0	0%	0	0%	0	0%	0	0%	1	0	0%	0	0%	0	0%	0	0%
MALC-TX1-Lahey Clinic Med Ctr	8	0	0%	0	0%	0	0%	0	0%	11	0	0%	0	0%	0	0%	0	0%

Exhibit C

Transplant Center	2013									2012								
	Total Transplants	Total of Non-U.S. Residents and Non-Resident Aliens		Non-U.S. Citizen Non-U.S. Resident in U.S. for Other Reason		Non-U.S. Citizen Non-U.S. Resident in U.S. for Transplant		Non-Resident Alien (Listings Prior to March 2012)		Total Transplants	Total of Non-U.S. Residents and Non-Resident Aliens		Non-U.S. Citizen Non-U.S. Resident in U.S. for Other Reason		Non-U.S. Citizen Non-U.S. Resident in U.S. for Transplant		Non-Resident Alien (Listings Prior to March 2012)	
		N	N	%	N	%	N	%	N		%	N	N	%	N	%	N	%
MAMG-TX1-Massachusetts General Hospital	7	1	14.3%	0	0%	1	14.3%	0	0%	1	0	0%	0	0%	0	0%	0	0%
MAUM-TX1-UMass Memorial Medical Center	5	0	0%	0	0%	0	0%	0	0%	8	0	0%	0	0%	0	0%	0	0%
MDJH-TX1-Johns Hopkins Hospital	6	0	0%	0	0%	0	0%	0	0%	1	0	0%	0	0%	0	0%	0	0%
MDUM-TX1-Univ of Maryland Med System	8	0	0%	0	0%	0	0%	0	0%	5	0	0%	0	0%	0	0%	0	0%
MIHF-TX1-Henry Ford Hospital	7	0	0%	0	0%	0	0%	0	0%	8	0	0%	0	0%	0	0%	0	0%
MIUM-TX1-Univ of Michigan Med Ctr	0	0	0	0	0	0	0	0	0	1	0	0%	0	0%	0	0%	0	0%
MNMC-TX1-Rochester Methodist Hosp- Mayo Clinic	19	0	0%	0	0%	0	0%	0	0%	20	2	10%	0	0%	1	5.0%	1	5.0%
MNSM-TX1-St Marys Hospital (Mayo Clinic)	0	0	0	0	0	0	0	0	0	2	0	0%	0	0%	0	0%	0	0%
MNUM-TX1-Univ. of Minnesota Medical Center	6	1	16.7%	0	0%	1	16.7%	0	0%	10	0	0%	0	0%	0	0%	0	0%
MOCH-TX1-St. Louis Children's Hospital	1	0	0%	0	0%	0	0%	0	0%	0	0	0	0	0	0	0	0	0
MOSL-TX1-St. Louis University Hospital	0	0	0	0	0	0	0	0	0	1	0	0%	0	0%	0	0%	0	0%
NCDU-TX1-Duke University Hospital	0	0	0	0	0	0	0	0	0	1	0	0%	0	0%	0	0%	0	0%
NEUN-TX1-The Nebraska Medical Center	6	0	0%	0	0%	0	0%	0	0%	2	0	0%	0	0%	0	0%	0	0%
NYCP-TX1-New York-Presbyterian/Columbia	12	1	8.3%	0	0%	1	8.3%	0	0%	23	0	0%	0	0%	0	0%	0	0%
NYMA-TX1-Montefiore Medical Center	3	0	0%	0	0%	0	0%	0	0%	2	0	0%	0	0%	0	0%	0	0%
NYMS-TX1-Mount Sinai Med Center	11	1	9.1%	0	0%	1	9.1%	0	0%	16	0	0%	0	0%	0	0%	0	0%
NYUC-TX1-New York Univ Medical Center	6	0	0%	0	0%	0	0%	0	0%	0	0	0	0	0	0	0	0	0
OHCC-TX1-Cleveland Clinic Foundation	10	1	10%	0	0%	1	10%	0	0%	12	1	8.3%	0	0%	0	0%	1	8.3%
OHCM-TX1-Children's Hosp Med Ctr	0	0	0	0	0	0	0	0	0	4	0	0%	0	0%	0	0%	0	0%
PACH-TX1-Children's Hosp of Pittsburgh of UPMC	3	0	0%	0	0%	0	0%	0	0%	2	1	50%	0	0%	1	50%	0	0%
PACP-TX1-Childrens Hosp of Philadelphia	4	0	0%	0	0%	0	0%	0	0%	2	0	0%	0	0%	0	0%	0	0%
PAHE-TX1-Penn State Milton S Hershey Med Ctr	1	0	0%	0	0%	0	0%	0	0%	0	0	0	0	0	0	0	0	0
PAPT-TX1-Univ of Pittsburgh Med Ctr	15	1	6.7%	0	0%	1	6.7%	0	0%	11	0	0%	0	0%	0	0%	0	0%
PATJ-TX1-Thomas Jefferson Univ Hosp	0	0	0	0	0	0	0	0	0	2	0	0%	0	0%	0	0%	0	0%
PAUP-TX1-The Hosp of the Univ of PA	9	0	0%	0	0%	0	0%	0	0%	8	0	0%	0	0%	0	0%	0	0%

Exhibit C

Transplant Center	2013									2012										
	Total Transplants	Total of Non-U.S. Residents and Non-Resident Aliens		Non-U.S. Citizen Non-U.S. Resident in U.S. for Other Reason		Non-U.S. Citizen Non-U.S. Resident in U.S. for Transplant		Non-Resident Alien (Listings Prior to March 2012)		Total Transplants	Total of Non-U.S. Residents and Non-Resident Aliens		Non-U.S. Citizen Non-U.S. Resident in U.S. for Other Reason		Non-U.S. Citizen Non-U.S. Resident in U.S. for Transplant		Non-Resident Alien (Listings Prior to March 2012)			
		N	N	%	N	%	N	%	N		%	N	N	%	N	%	N	%	N	%
TXBC-TX1-University Hospital	1	0	0%	0	0%	0	0%	0	0%	0	0	0%	0	0%	0	0%	0	0%	0	0%
TXMH-TX1-The Methodist Hospital	1	0	0%	0	0%	0	0%	0	0%	0	0	0%	0	0%	0	0%	0	0%	0	0%
TXTX-TX1-Baylor University Medical Center	12	0	0%	0	0%	0	0%	0	0%	3	0	0%	0	0%	0	0%	0	0%	0	0%
VAMC-TX1-MCV Hospitals	5	0	0%	0	0%	0	0%	0	0%	4	0	0%	0	0%	0	0%	0	0%	0	0%
VAUV-TX1-Univ of Virginia HSC	7	0	0%	0	0%	0	0%	0	0%	1	0	0%	0	0%	0	0%	0	0%	0	0%
WICH-TX1-Childrens Hosp of Wisconsin	1	0	0%	0	0%	0	0%	0	0%	0	0	0%	0	0%	0	0%	0	0%	0	0%
WIUW-TX1-Univ of Wisconsin Hosp and Clinics	0	0	0%	0	0%	0	0%	0	0%	1	0	0%	0	0%	0	0%	0	0%	0	0%
U.S. Overall	252	9	3.6%	0	0%	9	3.6%	0	0%	246	5	2.0%	0	0%	3	1.2%	2	0.8%		

Intestine

Figures 17A and 17B graphically display that non-U.S. citizen/non-U.S. resident adult and pediatric intestine registrations were limited to regions 3, 8, and 10. In those regions, the percentage of intestine registrations for that group of patients ranged from 8 to 13%. Among the 18 intestine programs with registrations added during 2013, 14 had no non-U.S. residents added. The remaining four programs ranged from one to five such registrations added during that year. Tables 16 and 17 provide the detailed intestine program-specific information for waiting list additions and deceased donor transplants performed during 2012 and 2013. Table 16 is also displayed graphically in Figures 18 and 19.

For waiting list registrations (Table 16), 11 (6.1%) of 180 adult and pediatric intestine waiting list registrations added to the waiting list in 2013 were non-U.S. citizen/non-U.S. residents in the U.S. solely for the purpose of transplant. There were four individual programs with more than 5% of total intestine registrations added in 2013 for non-U.S. residents specifically in the U.S. for the purpose of a transplant.

Figure 17A. By region, candidate citizenship and residency for intestine registrations added to the waiting list during 2013

(NOTE: Y-AXIS PERCENTAGES BEGIN AT 80%)

Intestine Waiting List Registrations Added During 2013 by Region and Citizenship/Residency at Listing

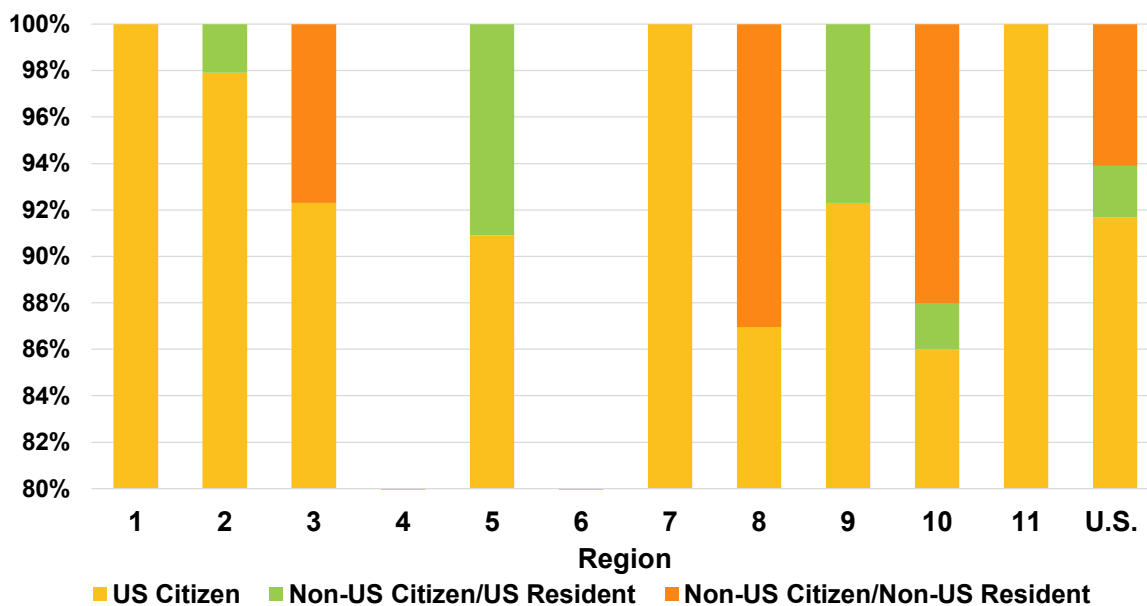
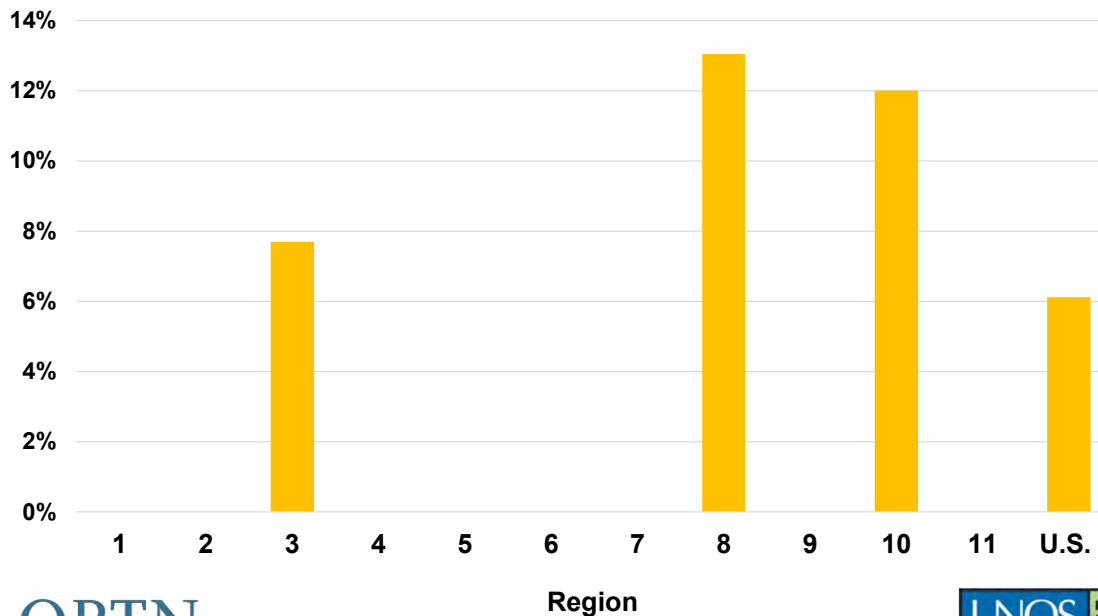


Figure 17B. By region, percent of non-U.S. citizen/non-U.S. resident intestine registrations added to the waiting list during 2013

Percent of Intestine Waiting List Registrations Added in 2013 for Non-U.S. Residents by Region of Listing

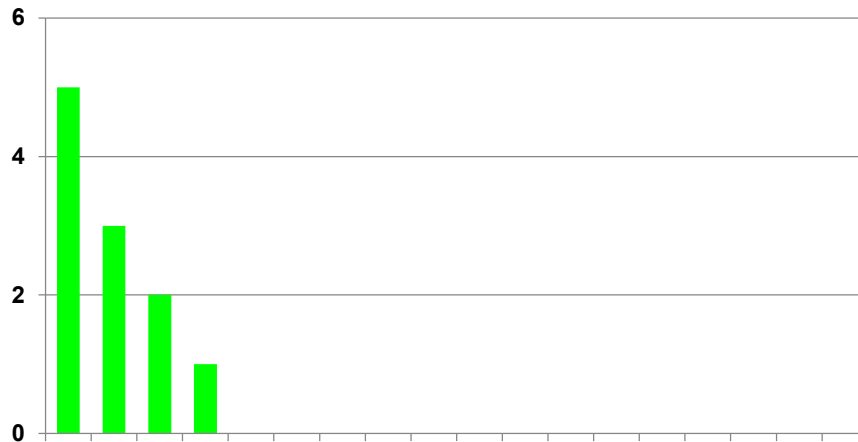


OPTN



Figure 18. By program, number of non-U.S. citizen/non-U.S. resident intestine registrations added to the waiting list during 2013

Number of Non-Citizen/Non-Resident Intestine WL Additions During 2013 by Program (N=18 Programs, 14 with None)

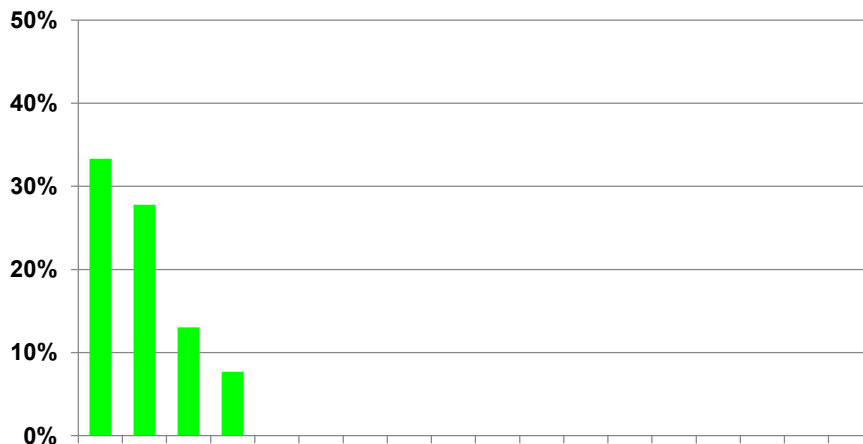


OPTN



Figure 19. By program, percent of non-U.S. citizen/non-U.S. resident intestine registrations added to the waiting list during 2013

Percent of Non-Citizen/Non-Resident Intestine WL Additions During 2013 by Program (N=18 Programs, 14 with None)



OPTN



Table 16. Candidate citizenship and residency for intestine registrations added to the waiting list during 2012-2013

Transplant Center	2013								2012							
	Total Added	Total of Non-U.S. Residents		Non-U.S. Citizen Non-U.S. Resident in U.S. for Other Reason		Non-U.S. Citizen Non-U.S. Resident in U.S. for Transplant		Total Added	Total of Non-U.S. Residents and Non-Resident Aliens		Non-U.S. Citizen Non-U.S. Resident in U.S. for Other Reason		Non-U.S. Citizen Non-U.S. Resident in U.S. for Transplant		Non-Resident Alien (Listings Prior to March 2012)	
		N	N	%	N	%	N		%	N	N	%	N	%	N	%
AZUA-TX1-University Medical Ctr, Univ of AZ	1	0	0%	0	0%	0	0%	2	0	0%	0	0%	0	0%	0	0%
CACL-TX1-Childrens Hospital Los Angeles	1	0	0%	0	0%	0	0%	1	0	0%	0	0%	0	0%	0	0%
CAPC-TX1-Lucile Salter Packard Children's Hosp	1	0	0%	0	0%	0	0%	0	0	0	0	0	0	0	0	0
CASU-TX1-Stanford Univ Med Ctr	0	0	0	0	0	0	0	1	0	0%	0	0%	0	0%	0	0%
CAUC-TX1-UCLA Medical Center	8	0	0%	0	0%	0	0%	17	0	0%	0	0%	0	0%	0	0%
DCGU-TX1-Georgetown Univ Med Ctr	25	0	0%	0	0%	0	0%	19	2	10.5%	0	0%	1	5.3%	1	5.3%
FLJM-TX1-Jackson Memorial Hospital	26	2	7.7%	0	0%	2	7.7%	8	1	12.5%	0	0%	0	0%	1	12.5%
ILCM-TX1-Ann & Robert H. Lurie Children's Hosp	2	0	0%	0	0%	0	0%	3	0	0%	0	0%	0	0%	0	0%
ILUI-TX1-University of Illinois Medical Center	0	0	0	0	0	0	0	2	0	0%	0	0%	0	0%	0	0%
INIM-TX1-Indiana University Health	22	0	0%	0	0%	0	0%	35	0	0%	0	0%	0	0%	0	0%
MACH-TX1-Boston Children's Hospital	1	0	0%	0	0%	0	0%	1	0	0%	0	0%	0	0%	0	0%
MIHF-TX1-Henry Ford Hospital	7	0	0%	0	0%	0	0%	5	0	0%	0	0%	0	0%	0	0%
NCDU-TX1-Duke University Hospital	6	0	0%	0	0%	0	0%	2	0	0%	0	0%	0	0%	0	0%
NEUN-TX1-The Nebraska Medical Center	23	3	13.0%	0	0%	3	13.0%	19	0	0%	0	0%	0	0%	0	0%
NYCP-TX1-New York-Presbyterian/Columbia	1	0	0%	0	0%	0	0%	5	2	40%	0	0%	2	40%	0	0%
NYMS-TX1-Mount Sinai Med Center	12	0	0%	0	0%	0	0%	9	1	11.1%	0	0%	1	11.1%	0	0%
OHCC-TX1-Cleveland Clinic Foundation	18	5	27.8%	0	0%	5	27.8%	3	1	33.3%	0	0%	1	33.3%	0	0%
OHCM-TX1-Children's Hosp Med Ctr	3	1	33.3%	0	0%	1	33.3%	3	0	0%	0	0%	0	0%	0	0%
PACH-TX1-Children's Hosp of Pittsburgh of UPMC	20	0	0%	0	0%	0	0%	14	1	7.1%	0	0%	1	7.1%	0	0%
PAPT-TX1-Univ of Pittsburgh Med Ctr	3	0	0%	0	0%	0	0%	8	0	0%	0	0%	0	0%	0	0%
WACH-TX1-Seattle Children's Hospital	0	0	0	0	0	0	0	1	0	0%	0	0%	0	0%	0	0%
U.S. Overall	180	11	6.1%	0	0%	11	6.1%	158	8	5.1%	0	0%	6	3.8%	2	1.3%

Table 17. Recipient citizenship and residency for deceased donor intestine transplants performed during 2012-2013

Transplant Center	2013									2012								
	Total Transplants	Total of Non-U.S. Residents and Non-Resident Aliens		Non-U.S. Citizen Non-U.S. Resident in U.S. for Other Reason		Non-U.S. Citizen Non-U.S. Resident in U.S. for Transplant		Non-Resident Alien (Listings Prior to March 2012)		Total Transplants	Total of Non-U.S. Residents and Non-Resident Aliens		Non-U.S. Citizen Non-U.S. Resident in U.S. for Other Reason		Non-U.S. Citizen Non-U.S. Resident in U.S. for Transplant		Non-Resident Alien (Listings Prior to March 2012)	
		N	N	%	N	%	N	%	N		%	N	N	%	N	%	N	%
CASU-TX1-Stanford Univ Med Ctr	0	0	0	0	0	0	0	0	0	1	0	0%	0	0%	0	0%	0	0%
CAUC-TX1-UCLA Medical Center	5	0	0%	0	0%	0	0%	0	0%	8	0	0%	0	0%	0	0%	0	0%
DCGU-TX1-Georgetown Univ Med Ctr	13	1	7.7%	0	0%	0	0%	1	7.7%	19	3	15.8%	0	0%	1	5.3%	2	10.5%
FLJM-TX1-Jackson Memorial Hospital	12	1	8.3%	0	0%	1	8.3%	0	0%	4	2	50%	0	0%	0	0%	2	50%
ILCM-TX1-Ann & Robert H. Lurie Children's Hosp	2	0	0%	0	0%	0	0%	0	0%	1	0	0%	0	0%	0	0%	0	0%
ILUI-TX1-University of Illinois Medical Center	2	0	0%	0	0%	0	0%	0	0%	1	0	0%	0	0%	0	0%	0	0%
INIM-TX1-Indiana University Health	17	0	0%	0	0%	0	0%	0	0%	24	0	0%	0	0%	0	0%	0	0%
MACH-TX1-Boston Children's Hospital	2	0	0%	0	0%	0	0%	0	0%	1	0	0%	0	0%	0	0%	0	0%
MIHF-TX1-Henry Ford Hospital	6	0	0%	0	0%	0	0%	0	0%	3	0	0%	0	0%	0	0%	0	0%
MNUM-TX1-Univ. of Minnesota Medical Center	0	0	0	0	0	0	0	0	0	1	0	0%	0	0%	0	0%	0	0%
NCDU-TX1-Duke University Hospital	4	0	0%	0	0%	0	0%	0	0%	2	0	0%	0	0%	0	0%	0	0%
NEUN-TX1-The Nebraska Medical Center	19	2	10.5%	0	0%	2	10.5%	0	0%	14	0	0%	0	0%	0	0%	0	0%
NYCP-TX1-New York-Presbyterian/Columbia	2	1	50%	0	0%	1	50%	0	0%	4	1	25.0%	0	0%	1	25.0%	0	0%
NYMS-TX1-Mount Sinai Med Center	9	0	0%	0	0%	0	0%	0	0%	9	1	11.1%	0	0%	1	11.1%	0	0%
OHCC-TX1-Cleveland Clinic Foundation	9	4	44.4%	0	0%	4	44.4%	0	0%	2	0	0%	0	0%	0	0%	0	0%
OHCM-TX1-Children's Hosp Med Ctr	2	0	0%	0	0%	0	0%	0	0%	1	0	0%	0	0%	0	0%	0	0%
PACH-TX1-Children's Hosp of Pittsburgh of UPMC	3	0	0%	0	0%	0	0%	0	0%	6	0	0%	0	0%	0	0%	0	0%
PAPT-TX1-Univ of Pittsburgh Med Ctr	1	0	0%	0	0%	0	0%	0	0%	3	0	0%	0	0%	0	0%	0	0%
WACH-TX1-Seattle Children's Hospital	0	0	0	0	0	0	0	0	0	1	0	0%	0	0%	0	0%	0	0%
WIUW-TX1-Univ of Wisconsin Hosp and Clinics	0	0	0	0	0	0	0	0	0	1	0	0%	0	0%	0	0%	0	0%
U.S. Overall	108	9	8.3%	0	0%	8	7.4%	1	0.9%	106	7	6.6%	0	0%	3	2.8%	4	3.8%

Heart

Figures 20A and 20B graphically display that all regions, as well as the United States overall, saw less than 3% of adult and pediatric heart waiting list registrations added during 2013 for non-U.S. citizen/non-U.S. residents. Tables 18 and 19 provide the detailed heart program-specific information for waiting list additions and deceased donor transplants performed during 2012 and 2013. Table 18 is also displayed graphically in Figures 21 and 22.

For waiting list registrations (Table 18), 25 (0.6%) of 3,985 adult and pediatric heart waiting list registrations added to the waiting list in 2013 were non-U.S. citizen/non-U.S. residents in the U.S. solely for the purpose of transplant. There were eight programs with more than 5% total non-U.S. residents, and six with more than 5% of total added heart registrations in 2013 for those specifically in the U.S. for the purpose of a transplant. However, only two programs had more than two such registrations (3 and 5) added during the year.

Figure 20A. By region, candidate citizenship and residency for heart registrations added to the waiting list during 2013

(NOTE: Y-AXIS PERCENTAGES BEGIN AT 80%)

Heart Waiting List Registrations Added During 2013 by Region and Citizenship/Residency at Listing

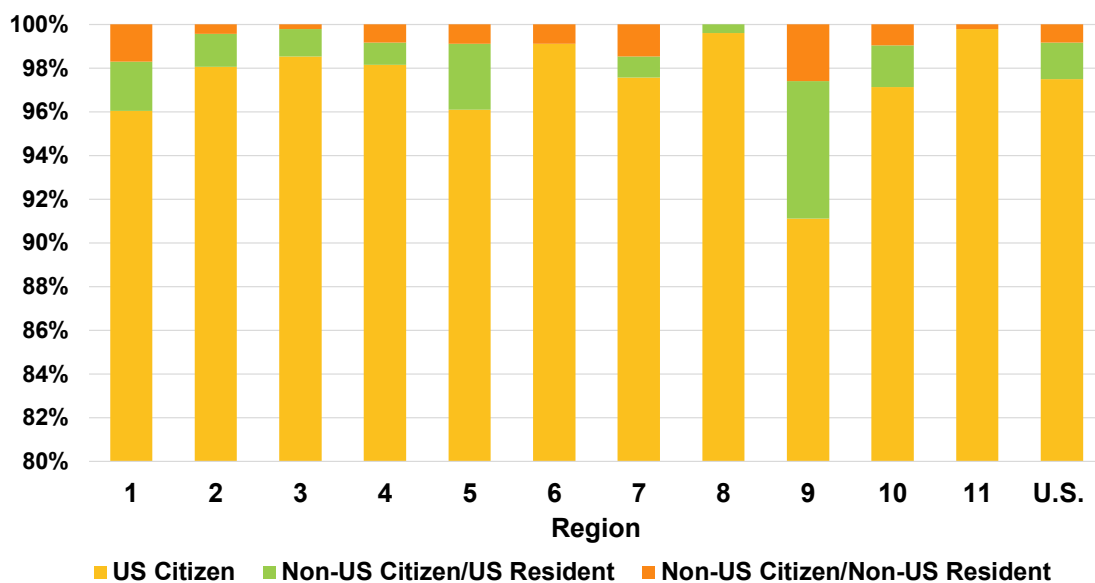
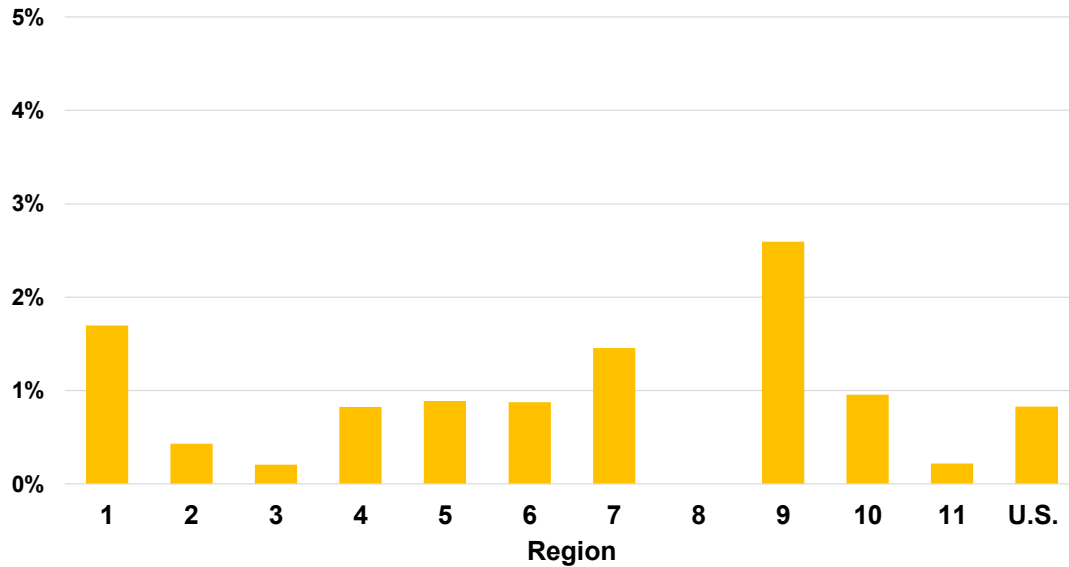


Figure 20B. By region, percent of non-U.S. citizen/non-U.S. resident heart registrations added to the waiting list during 2013

Percent of Heart Waiting List Registrations Added in 2013 for Non-U.S. Residents by Region of Listing



OPTN



Figure 21. By program, number of non-U.S. citizen/non-U.S. resident heart registrations added to the waiting list during 2013

Number of Non-Citizen/Non-Resident Heart WL Additions During 2013 by Program (N=127 Programs, 106 with None)



OPTN



Figure 22. By program, percent of non-U.S. citizen/non-U.S. resident heart registrations added to the waiting list during 2013

Percent of Non-Citizen/Non-Resident Heart WL Additions During 2013 by Program (N=127 Programs, 106 with None)



OPTN



Table 18. Candidate citizenship and residency for heart registrations added to the waiting list during 2012-2013

Transplant Center	2013								2012									
	Total Added	Total of Non-U.S. Residents		Non-U.S. Citizen Non-U.S. Resident in U.S. for Other Reason		Non-U.S. Citizen Non-U.S. Resident in U.S. for Transplant		Total Added	Total of Non-U.S. Residents and Non-Resident Aliens		Non-U.S. Citizen Non-U.S. Resident in U.S. for Other Reason		Non-U.S. Citizen Non-U.S. Resident in U.S. for Transplant		Non-Resident Alien (Listings Prior to March 2012)			
		N	N	%	N	%	N		%	N	N	%	N	%	N	%	N	%
ALCH-TX1-Children's of Alabama	15	0	0%	0	0%	0	0%	0	0	0	0	0	0	0	0	0	0	
ALUA-TX1-Univ of Alabama Hospital	31	0	0%	0	0%	0	0%	49	0	0%	0	0%	0	0%	0	0%	0	0%
ARBH-TX1-Baptist Medical Center	15	0	0%	0	0%	0	0%	12	0	0%	0	0%	0	0%	0	0%	0	0%
ARCH-TX1-Arkansas Children's Hospital	25	0	0%	0	0%	0	0%	27	1	3.7%	0	0%	1	3.7%	0	0%	0	0%
AZCH-TX1-Phoenix Children's Hospital	9	0	0%	0	0%	0	0%	8	0	0%	0	0%	0	0%	0	0%	0	0%
AZMC-TX1-Mayo Clinic Hospital	38	0	0%	0	0%	0	0%	36	0	0%	0	0%	0	0%	0	0%	0	0%
AZUA-TX1-University Medical Ctr, Univ of AZ	11	0	0%	0	0%	0	0%	13	0	0%	0	0%	0	0%	0	0%	0	0%
CACL-TX1-Childrens Hospital Los Angeles	11	0	0%	0	0%	0	0%	9	0	0%	0	0%	0	0%	0	0%	0	0%
CACS-TX1-Cedars-Sinai Med Center	131	2	1.5%	0	0%	2	1.5%	125	0	0%	0	0%	0	0%	0	0%	0	0%
CALL-TX1-Loma Linda Univ Med Ctr	29	0	0%	0	0%	0	0%	25	1	4.0%	0	0%	1	4.0%	0	0%	0	0%
CAPC-TX1-Lucile Salter Packard Children's Hosp	32	0	0%	0	0%	0	0%	33	1	3.0%	0	0%	0	0%	1	3.0%	0	0%
CAPM-TX1-California Pacific Med Ctr	5	0	0%	0	0%	0	0%	7	0	0%	0	0%	0	0%	0	0%	0	0%
CASD-TX1-UCSD Medical Center	20	1	5.0%	0	0%	1	5.0%	17	1	5.9%	0	0%	1	5.9%	0	0%	0	0%
CASF-TX1-Univ of CA San Francisco Med Ctr	24	0	0%	0	0%	0	0%	26	0	0%	0	0%	0	0%	0	0%	0	0%
CASG-TX1-Sutter Memorial Hospital	19	0	0%	0	0%	0	0%	22	1	4.5%	1	4.5%	0	0%	0	0%	0	0%
CASH-TX1-Sharp Memorial Hospital	18	1	5.6%	0	0%	1	5.6%	19	1	5.3%	1	5.3%	0	0%	0	0%	0	0%
CASU-TX1-Stanford Univ Med Ctr	50	0	0%	0	0%	0	0%	50	0	0%	0	0%	0	0%	0	0%	0	0%
CAUC-TX1-UCLA Medical Center	93	1	1.1%	0	0%	1	1.1%	54	0	0%	0	0%	0	0%	0	0%	0	0%
CAUH-TX1-Keck Hospital of USC	24	0	0%	0	0%	0	0%	26	0	0%	0	0%	0	0%	0	0%	0	0%
COCH-TX1-Children's Hospital Colorado	10	0	0%	0	0%	0	0%	11	0	0%	0	0%	0	0%	0	0%	0	0%
COUC-TX1-University of Colorado Hospital/HSC	26	0	0%	0	0%	0	0%	35	0	0%	0	0%	0	0%	0	0%	0	0%
CTHH-TX1-Hartford Hospital	17	0	0%	0	0%	0	0%	23	0	0%	0	0%	0	0%	0	0%	0	0%
CTYN-TX1-Yale New Haven Hosp	16	0	0%	0	0%	0	0%	18	0	0%	0	0%	0	0%	0	0%	0	0%

Transplant Center	2013								2012							
	Total Added	Total of Non-U.S. Residents		Non-U.S. Citizen Non-U.S. Resident in U.S. for Other Reason		Non-U.S. Citizen Non-U.S. Resident in U.S. for Transplant		Total Added	Total of Non-U.S. Residents and Non-Resident Aliens		Non-U.S. Citizen Non-U.S. Resident in U.S. for Other Reason		Non-U.S. Citizen Non-U.S. Resident in U.S. for Transplant		Non-Resident Alien (Listings Prior to March 2012)	
		N	N	%	N	%	N		%	N	N	%	N	%	N	%
DCCH-TX1-Children's National Medical Ctr	9	1	11.1%	1	11.1%	0	0%	2	0	0%	0	0%	0	0%	0	0%
DCWH-TX1-Washington Hospital Center	26	0	0%	0	0%	0	0%	23	1	4.3%	0	0%	1	4.3%	0	0%
DEAI-TX1-Alfred I duPont Hospital for Children	5	0	0%	0	0%	0	0%	6	0	0%	0	0%	0	0%	0	0%
FLAC-TX1-All Children's Hospital	14	0	0%	0	0%	0	0%	8	0	0%	0	0%	0	0%	0	0%
FLFH-TX1-Florida Hospital Medical Center	18	0	0%	0	0%	0	0%	14	0	0%	0	0%	0	0%	0	0%
FLJD-TX1-Mem Reg /Joe DiMaggio Children's Hosp	6	0	0%	0	0%	0	0%	4	0	0%	0	0%	0	0%	0	0%
FLJM-TX1-Jackson Memorial Hospital	35	1	2.9%	1	2.9%	0	0%	40	1	2.5%	0	0%	0	0%	1	2.5%
FLSL-TX1-Mayo Clinic Florida	36	0	0%	0	0%	0	0%	49	0	0%	0	0%	0	0%	0	0%
FLTG-TX1-Tampa General Hospital	46	0	0%	0	0%	0	0%	71	0	0%	0	0%	0	0%	0	0%
FLUF-TX1-Shands Hosp at Univ of FI	54	0	0%	0	0%	0	0%	49	0	0%	0	0%	0	0%	0	0%
GAEH-TX1-Children's Healthcare of Atlanta	22	0	0%	0	0%	0	0%	17	0	0%	0	0%	0	0%	0	0%
GAEM-TX1-Emory University Hospital	51	0	0%	0	0%	0	0%	48	0	0%	0	0%	0	0%	0	0%
GAPH-TX1-Piedmont Hospital	19	0	0%	0	0%	0	0%	18	0	0%	0	0%	0	0%	0	0%
GASJ-TX1-St. Joseph's Hosp of Atlanta	0	0	0	0	0	0	0	4	0	0%	0	0%	0	0%	0	0%
IAIV-TX1-Univ of Iowa Hosp and Clinics	24	0	0%	0	0%	0	0%	19	0	0%	0	0%	0	0%	0	0%
ILCH-TX1-Advocate Christ Medical Center	26	0	0%	0	0%	0	0%	17	0	0%	0	0%	0	0%	0	0%
ILCM-TX1-Ann & Robert H. Lurie Children's Hosp	18	0	0%	0	0%	0	0%	21	1	4.8%	1	4.8%	0	0%	0	0%
ILLU-TX1-Loyola Univ Med Center	25	0	0%	0	0%	0	0%	26	0	0%	0	0%	0	0%	0	0%
ILNM-TX1-Northwestern Memorial Hospital	39	0	0%	0	0%	0	0%	23	0	0%	0	0%	0	0%	0	0%
ILPL-TX1-Rush University Med Ctr	23	0	0%	0	0%	0	0%	14	0	0%	0	0%	0	0%	0	0%
ILUC-TX1-Univ of Chicago Med Ctr	33	0	0%	0	0%	0	0%	37	1	2.7%	0	0%	1	2.7%	0	0%
INIM-TX1-Indiana University Health	36	0	0%	0	0%	0	0%	27	0	0%	0	0%	0	0%	0	0%
INLH-TX1-Lutheran Hosp of Ft Wayne	10	0	0%	0	0%	0	0%	13	0	0%	0	0%	0	0%	0	0%
INSV-TX1-St Vincent Hosp and Health Care Ctr	39	0	0%	0	0%	0	0%	36	0	0%	0	0%	0	0%	0	0%
KYJH-TX1-Jewish Hospital	33	0	0%	0	0%	0	0%	30	0	0%	0	0%	0	0%	0	0%

Transplant Center	2013								2012							
	Total Added	Total of Non-U.S. Residents		Non-U.S. Citizen Non-U.S. Resident in U.S. for Other Reason		Non-U.S. Citizen Non-U.S. Resident in U.S. for Transplant		Total Added	Total of Non-U.S. Residents and Non-Resident Aliens		Non-U.S. Citizen Non-U.S. Resident in U.S. for Other Reason		Non-U.S. Citizen Non-U.S. Resident in U.S. for Transplant		Non-Resident Alien (Listings Prior to March 2012)	
		N	N	%	N	%	N		%	N	N	%	N	%	N	%
KYUK-TX1-Univ of Kentucky Med Ctr	24	0	0%	0	0%	0	0%	19	0	0%	0	0%	0	0%	0	0%
LAOF-TX1-Ochsner Foundation Hospital	73	0	0%	0	0%	0	0%	50	0	0%	0	0%	0	0%	0	0%
MACH-TX1-Boston Children's Hospital	22	1	4.5%	0	0%	1	4.5%	16	0	0%	0	0%	0	0%	0	0%
MAMG-TX1-Massachusetts General Hospital	36	2	5.6%	1	2.8%	1	2.8%	27	0	0%	0	0%	0	0%	0	0%
MANM-TX1-Tufts Medical Center	47	0	0%	0	0%	0	0%	46	0	0%	0	0%	0	0%	0	0%
MAPB-TX1-Brigham and Women's Hosp	39	0	0%	0	0%	0	0%	21	1	4.8%	0	0%	1	4.8%	0	0%
MDJH-TX1-Johns Hopkins Hospital	25	0	0%	0	0%	0	0%	22	1	4.5%	0	0%	1	4.5%	0	0%
MDUM-TX1-Univ of Maryland Med System	21	0	0%	0	0%	0	0%	28	0	0%	0	0%	0	0%	0	0%
MICH-TX1-Children's Hosp of Michigan	1	0	0%	0	0%	0	0%	6	0	0%	0	0%	0	0%	0	0%
MIHF-TX1-Henry Ford Hospital	23	1	4.3%	1	4.3%	0	0%	12	0	0%	0	0%	0	0%	0	0%
MISH-TX1-Spectrum Health	26	0	0%	0	0%	0	0%	16	0	0%	0	0%	0	0%	0	0%
MIUM-TX1-Univ of Michigan Med Ctr	68	0	0%	0	0%	0	0%	57	2	3.5%	0	0%	2	3.5%	0	0%
MNAC-TX1-Univ of MN Amplatz Children's Hosp	13	1	7.7%	0	0%	1	7.7%	0	0	0	0	0	0	0	0	0
MNAN-TX1-Abbott Northwestern Hospital	22	0	0%	0	0%	0	0%	21	0	0%	0	0%	0	0%	0	0%
MNSM-TX1-St Marys Hospital (Mayo Clinic)	75	3	4.0%	0	0%	3	4.0%	52	2	3.8%	1	1.9%	1	1.9%	0	0%
MNUM-TX1-Univ. of Minnesota Medical Center	48	2	4.2%	0	0%	2	4.2%	45	1	2.2%	0	0%	1	2.2%	0	0%
MOBH-TX1-Barnes-Jewish Hospital	69	0	0%	0	0%	0	0%	73	0	0%	0	0%	0	0%	0	0%
MOCG-TX1-Cardinal Glennon Childrens Hosp	3	0	0%	0	0%	0	0%	8	0	0%	0	0%	0	0%	0	0%
MOCH-TX1-St. Louis Children's Hospital	30	0	0%	0	0%	0	0%	26	0	0%	0	0%	0	0%	0	0%
MOLH-TX1-Saint Luke's Hospital of Kansas City	44	0	0%	0	0%	0	0%	62	0	0%	0	0%	0	0%	0	0%
MSUM-TX1-Univ of MS Med Ctr	15	0	0%	0	0%	0	0%	18	0	0%	0	0%	0	0%	0	0%
NCBG-TX1-Wake Forest Baptist Medical Center	9	0	0%	0	0%	0	0%	14	0	0%	0	0%	0	0%	0	0%
NCCM-TX1-Carolinas Medical Center	20	0	0%	0	0%	0	0%	41	0	0%	0	0%	0	0%	0	0%
NCDU-TX1-Duke University Hospital	98	0	0%	0	0%	0	0%	82	0	0%	0	0%	0	0%	0	0%
NCMH-TX1-UNC Hospitals	20	0	0%	0	0%	0	0%	18	0	0%	0	0%	0	0%	0	0%

Transplant Center	2013								2012							
	Total Added	Total of Non-U.S. Residents		Non-U.S. Citizen Non-U.S. Resident in U.S. for Other Reason		Non-U.S. Citizen Non-U.S. Resident in U.S. for Transplant		Total Added	Total of Non-U.S. Residents and Non-Resident Aliens		Non-U.S. Citizen Non-U.S. Resident in U.S. for Other Reason		Non-U.S. Citizen Non-U.S. Resident in U.S. for Transplant		Non-Resident Alien (Listings Prior to March 2012)	
		N	N	%	N	%	N		%	N	N	%	N	%	N	%
NECH-TX1-Children's Hospital & Medical Center	5	0	0%	0	0%	0	0%	0	0	0	0	0	0	0	0	0
NEUN-TX1-The Nebraska Medical Center	38	0	0%	0	0%	0	0%	37	0	0%	0	0%	0	0%	0	0%
NJBI-TX1-Newark Beth Israel Med Ctr	62	0	0%	0	0%	0	0%	80	0	0%	0	0%	0	0%	0	0%
NJRW-TX1-Robert Wood Johnson University Hosp	12	0	0%	0	0%	0	0%	14	0	0%	0	0%	0	0%	0	0%
NYCP-TX1-New York-Presbyterian/Columbia	132	5	3.8%	0	0%	5	3.8%	141	8	5.7%	2	1.4%	6	4.3%	0	0%
NYFL-TX1-Strong Memorial Hospital	28	0	0%	0	0%	0	0%	22	0	0%	0	0%	0	0%	0	0%
NYMA-TX1-Montefiore Medical Center	32	2	6.3%	0	0%	2	6.3%	34	0	0%	0	0%	0	0%	0	0%
NYMS-TX1-Mount Sinai Med Center	45	0	0%	0	0%	0	0%	40	1	2.5%	1	2.5%	0	0%	0	0%
NYWC-TX1-Westchester Medical Center	33	0	0%	0	0%	0	0%	32	0	0%	0	0%	0	0%	0	0%
OHCC-TX1-Cleveland Clinic Foundation	73	1	1.4%	0	0%	1	1.4%	69	1	1.4%	0	0%	0	0%	1	1.4%
OHCH-TX1-Nationwide Children's Hospital	5	0	0%	0	0%	0	0%	10	0	0%	0	0%	0	0%	0	0%
OHCM-TX1-Children's Hosp Med Ctr	17	1	5.9%	0	0%	1	5.9%	14	0	0%	0	0%	0	0%	0	0%
OHOU-TX1-Ohio State Univ Med Ctr	16	0	0%	0	0%	0	0%	18	0	0%	0	0%	0	0%	0	0%
OHUH-TX1-University Hosp of Cleveland	0	0	0	0	0	0	0	5	0	0%	0	0%	0	0%	0	0%
OKBC-TX1-Integriss Baptist Med Ctr	23	0	0%	0	0%	0	0%	24	0	0%	0	0%	0	0%	0	0%
ORPM-TX1-Providence Portland Medical Center	0	0	0	0	0	0	0	1	0	0%	0	0%	0	0%	0	0%
ORUO-TX1-Oregon Health and Science University	38	0	0%	0	0%	0	0%	26	0	0%	0	0%	0	0%	0	0%
PAAG-TX1-Allegheny General Hosp	32	0	0%	0	0%	0	0%	22	0	0%	0	0%	0	0%	0	0%
PACH-TX1-Children's Hosp of Pittsburgh of UPMC	18	0	0%	0	0%	0	0%	14	1	7.1%	0	0%	1	7.1%	0	0%
PACP-TX1-Childrens Hosp of Philadelphia	18	0	0%	0	0%	0	0%	18	1	5.6%	0	0%	1	5.6%	0	0%
PAHE-TX1-Penn State Milton S Hershey Med Ctr	21	0	0%	0	0%	0	0%	25	0	0%	0	0%	0	0%	0	0%
PAHM-TX1-Hahnemann University Hospital	4	0	0%	0	0%	0	0%	14	0	0%	0	0%	0	0%	0	0%
PAPT-TX1-Univ of Pittsburgh Med Ctr	49	1	2.0%	1	2.0%	0	0%	40	0	0%	0	0%	0	0%	0	0%
PATJ-TX1-Thomas Jefferson Univ Hosp	25	0	0%	0	0%	0	0%	12	0	0%	0	0%	0	0%	0	0%
PATU-TX1-Temple Univ Hospital	14	0	0%	0	0%	0	0%	9	0	0%	0	0%	0	0%	0	0%

Transplant Center	2013								2012							
	Total Added	Total of Non-U.S. Residents		Non-U.S. Citizen Non-U.S. Resident in U.S. for Other Reason		Non-U.S. Citizen Non-U.S. Resident in U.S. for Transplant		Total Added	Total of Non-U.S. Residents and Non-Resident Aliens		Non-U.S. Citizen Non-U.S. Resident in U.S. for Other Reason		Non-U.S. Citizen Non-U.S. Resident in U.S. for Transplant		Non-Resident Alien (Listings Prior to March 2012)	
		N	N	%	N	%	N		%	N	N	%	N	%	N	%
PAUP-TX1-The Hosp of the Univ of PA	80	0	0%	0	0%	0	0%	56	0	0%	0	0%	0	0%	0	0%
PRCC-TX1-Cardiovascular Ctr of PR	6	0	0%	0	0%	0	0%	10	0	0%	0	0%	0	0%	0	0%
SCMU-TX1-Medical Univ of SC	29	0	0%	0	0%	0	0%	19	0	0%	0	0%	0	0%	0	0%
TNBM-TX1-Baptist Memorial Hosp	18	0	0%	0	0%	0	0%	23	0	0%	0	0%	0	0%	0	0%
TNVU-TX1-Vanderbilt Univ Med Ctr	106	0	0%	0	0%	0	0%	119	0	0%	0	0%	0	0%	0	0%
TXCM-TX1-Children's Med Ctr of Dallas	26	0	0%	0	0%	0	0%	22	0	0%	0	0%	0	0%	0	0%
TXCT-TX1-Seton Medical Center	24	0	0%	0	0%	0	0%	14	0	0%	0	0%	0	0%	0	0%
TXHD-TX1-Medical City Dallas Hospital	26	0	0%	0	0%	0	0%	19	0	0%	0	0%	0	0%	0	0%
TXHH-TX1-Memorial Hermann Hospital	45	0	0%	0	0%	0	0%	25	0	0%	0	0%	0	0%	0	0%
TXHI-TX1-CHI St. Luke's Health Baylor College	90	1	1.1%	1	1.1%	0	0%	89	0	0%	0	0%	0	0%	0	0%
TXHS-TX1-Methodist Specialty & Transplant Hosp	28	0	0%	0	0%	0	0%	26	0	0%	0	0%	0	0%	0	0%
TXJS-TX1-Univ of Texas Med Branch	12	0	0%	0	0%	0	0%	10	0	0%	0	0%	0	0%	0	0%
TXMH-TX1-The Methodist Hospital	38	1	2.6%	0	0%	1	2.6%	45	0	0%	0	0%	0	0%	0	0%
TXSP-TX1-University Hospital - St. Paul	43	0	0%	0	0%	0	0%	34	0	0%	0	0%	0	0%	0	0%
TXSW-TX1-Scott and White Mem Hosp	17	0	0%	0	0%	0	0%	9	0	0%	0	0%	0	0%	0	0%
TXTC-TX1-Texas Children's Hospital	28	2	7.1%	0	0%	2	7.1%	24	0	0%	0	0%	0	0%	0	0%
TXTX-TX1-Baylor University Medical Center	86	0	0%	0	0%	0	0%	49	0	0%	0	0%	0	0%	0	0%
UTLD-TX1-Intermountain Medical Center	17	0	0%	0	0%	0	0%	17	0	0%	0	0%	0	0%	0	0%
UTMC-TX1-Univ of Utah Medical Center	20	0	0%	0	0%	0	0%	26	0	0%	0	0%	0	0%	0	0%
UTPC-TX1-Primary Children's Med Ctr	13	0	0%	0	0%	0	0%	10	0	0%	0	0%	0	0%	0	0%
VAFH-TX1-Inova Fairfax Hosp	43	0	0%	0	0%	0	0%	25	0	0%	0	0%	0	0%	0	0%
VAMC-TX1-MCV Hospitals	37	0	0%	0	0%	0	0%	32	1	3.1%	1	3.1%	0	0%	0	0%
VAMV-TX1-McGuire VA Medical Center	7	0	0%	0	0%	0	0%	14	0	0%	0	0%	0	0%	0	0%
VANG-TX1-Sentara Norfolk General Hospital	27	0	0%	0	0%	0	0%	23	0	0%	0	0%	0	0%	0	0%
VAUV-TX1-Univ of Virginia HSC	26	0	0%	0	0%	0	0%	14	0	0%	0	0%	0	0%	0	0%

Exhibit C

Transplant Center	2013								2012							
	Total Added	Total of Non-U.S. Residents		Non-U.S. Citizen Non-U.S. Resident in U.S. for Other Reason		Non-U.S. Citizen Non-U.S. Resident in U.S. for Transplant		Total Added	Total of Non-U.S. Residents and Non-Resident Aliens		Non-U.S. Citizen Non-U.S. Resident in U.S. for Other Reason		Non-U.S. Citizen Non-U.S. Resident in U.S. for Transplant		Non-Resident Alien (Listings Prior to March 2012)	
		N	N	%	N	%	N		%	N	N	%	N	%	N	%
WACH-TX1-Seattle Children's Hospital	17	0	0%	0	0%	0	0%	14	0	0%	0	0%	0	0%	0	0%
WASH-TX1-Sacred Heart Med Ctr	15	0	0%	0	0%	0	0%	13	0	0%	0	0%	0	0%	0	0%
WAUW-TX1-Univ of Washington Med Ctr	44	1	2.3%	1	2.3%	0	0%	37	0	0%	0	0%	0	0%	0	0%
WICH-TX1-Childrens Hosp of Wisconsin	17	0	0%	0	0%	0	0%	17	0	0%	0	0%	0	0%	0	0%
WISE-TX1-Froedtert Mem Lutheran Hosp	20	0	0%	0	0%	0	0%	6	0	0%	0	0%	0	0%	0	0%
WISL-TX1-Aurora St. Luke's Medical Center	26	0	0%	0	0%	0	0%	33	0	0%	0	0%	0	0%	0	0%
WIUW-TX1-Univ of Wisconsin Hosp and Clinics	27	0	0%	0	0%	0	0%	24	0	0%	0	0%	0	0%	0	0%
U.S. Overall	3985	32	0.8%	7	0.2%	25	0.6%	3660	30	0.8%	8	0.2%	19	0.5%	3	0.1%

Table 19. Recipient citizenship and residency for deceased donor heart transplants performed during 2012-2013

Transplant Center	2013									2012									
	Total Transplants	Total of Non-U.S. Residents and Non-Resident Aliens		Non-U.S. Citizen Non-U.S. Resident in U.S. for Other Reason		Non-U.S. Citizen Non-U.S. Resident in U.S. for Transplant		Non-Resident Alien (Listings Prior to March 2012)		Total Transplants	Total of Non-U.S. Residents and Non-Resident Aliens		Non-U.S. Citizen Non-U.S. Resident in U.S. for Other Reason		Non-U.S. Citizen Non-U.S. Resident in U.S. for Transplant		Non-Resident Alien (Listings Prior to March 2012)		
		N	N	%	N	%	N	%	N		%	N	N	%	N	%	N	%	N
ALCH-TX1-Children's of Alabama	8	0	0%	0	0%	0	0%	0	0%	0	0	0	0	0	0	0	0	0	0
ALUA-TX1-Univ of Alabama Hospital	23	0	0%	0	0%	0	0%	0	0%	22	0	0%	0	0%	0	0%	0	0%	0
ARBH-TX1-Baptist Medical Center	15	0	0%	0	0%	0	0%	0	0%	10	0	0%	0	0%	0	0%	0	0%	0
ARCH-TX1-Arkansas Children's Hospital	20	0	0%	0	0%	0	0%	0	0%	24	1	4.2%	0	0%	1	4.2%	0	0%	0
AZCH-TX1-Phoenix Children's Hospital	5	0	0%	0	0%	0	0%	0	0%	10	0	0%	0	0%	0	0%	0	0%	0
AZMC-TX1-Mayo Clinic Hospital	21	0	0%	0	0%	0	0%	0	0%	23	0	0%	0	0%	0	0%	0	0%	0
AZUA-TX1-University Medical Ctr, Univ of AZ	3	0	0%	0	0%	0	0%	0	0%	12	0	0%	0	0%	0	0%	0	0%	0
CACL-TX1-Childrens Hospital Los Angeles	8	0	0%	0	0%	0	0%	0	0%	7	0	0%	0	0%	0	0%	0	0%	0
CACS-TX1-Cedars-Sinai Med Center	117	2	1.7%	0	0%	2	1.7%	0	0%	95	0	0%	0	0%	0	0%	0	0%	0
CALL-TX1-Loma Linda Univ Med Ctr	19	0	0%	0	0%	0	0%	0	0%	18	1	5.6%	0	0%	1	5.6%	0	0%	0
CAPC-TX1-Lucile Salter Packard Children's Hosp	19	0	0%	0	0%	0	0%	0	0%	16	1	6.3%	0	0%	0	0%	1	6.3%	0
CAPM-TX1-California Pacific Med Ctr	6	0	0%	0	0%	0	0%	0	0%	7	0	0%	0	0%	0	0%	0	0%	0
CASD-TX1-UCSD Medical Center	15	1	6.7%	0	0%	1	6.7%	0	0%	5	0	0%	0	0%	0	0%	0	0%	0
CASF-TX1-Univ of CA San Francisco Med Ctr	18	0	0%	0	0%	0	0%	0	0%	13	0	0%	0	0%	0	0%	0	0%	0
CASG-TX1-Sutter Memorial Hospital	13	0	0%	0	0%	0	0%	0	0%	12	0	0%	0	0%	0	0%	0	0%	0
CASH-TX1-Sharp Memorial Hospital	13	0	0%	0	0%	0	0%	0	0%	10	1	10%	1	10%	0	0%	0	0%	0
CASU-TX1-Stanford Univ Med Ctr	40	0	0%	0	0%	0	0%	0	0%	41	0	0%	0	0%	0	0%	0	0%	0
CAUC-TX1-UCLA Medical Center	70	0	0%	0	0%	0	0%	0	0%	37	0	0%	0	0%	0	0%	0	0%	0
CAUH-TX1-Keck Hospital of USC	21	0	0%	0	0%	0	0%	0	0%	15	0	0%	0	0%	0	0%	0	0%	0
COCH-TX1-Children's Hospital Colorado	7	0	0%	0	0%	0	0%	0	0%	9	0	0%	0	0%	0	0%	0	0%	0
COUC-TX1-University of Colorado Hospital/HSC	16	0	0%	0	0%	0	0%	0	0%	17	0	0%	0	0%	0	0%	0	0%	0
CTHH-TX1-Hartford Hospital	10	0	0%	0	0%	0	0%	0	0%	16	0	0%	0	0%	0	0%	0	0%	0
CTYN-TX1-Yale New Haven Hosp	9	0	0%	0	0%	0	0%	0	0%	10	0	0%	0	0%	0	0%	0	0%	0

Exhibit C

Transplant Center	2013									2012										
	Total Transplants	Total of Non-U.S. Residents and Non-Resident Aliens		Non-U.S. Citizen Non-U.S. Resident in U.S. for Other Reason		Non-U.S. Citizen Non-U.S. Resident in U.S. for Transplant		Non-Resident Alien (Listings Prior to March 2012)		Total Transplants	Total of Non-U.S. Residents and Non-Resident Aliens		Non-U.S. Citizen Non-U.S. Resident in U.S. for Other Reason		Non-U.S. Citizen Non-U.S. Resident in U.S. for Transplant		Non-Resident Alien (Listings Prior to March 2012)			
		N	N	%	N	%	N	%	N		%	N	N	%	N	%	N	%	N	%
DCCH-TX1-Children's National Medical Ctr	3	0	0%	0	0%	0	0%	0	0%	0	0	0%	0	0%	0	0%	0	0%	0	0%
DCWH-TX1-Washington Hospital Center	15	1	6.7%	0	0%	1	6.7%	0	0%	7	0	0%	0	0%	0	0%	0	0%	0	0%
DEAI-TX1-Alfred I duPont Hospital for Children	1	0	0%	0	0%	0	0%	0	0%	3	0	0%	0	0%	0	0%	0	0%	0	0%
FLAC-TX1-All Children's Hospital	8	0	0%	0	0%	0	0%	0	0%	3	0	0%	0	0%	0	0%	0	0%	0	0%
FLFH-TX1-Florida Hospital Medical Center	5	0	0%	0	0%	0	0%	0	0%	6	0	0%	0	0%	0	0%	0	0%	0	0%
FLJD-TX1-Mem Reg /Joe DiMaggio Children's Hosp	5	0	0%	0	0%	0	0%	0	0%	4	0	0%	0	0%	0	0%	0	0%	0	0%
FLJM-TX1-Jackson Memorial Hospital	16	0	0%	0	0%	0	0%	0	0%	26	0	0%	0	0%	0	0%	0	0%	0	0%
FLSL-TX1-Mayo Clinic Florida	24	0	0%	0	0%	0	0%	0	0%	24	0	0%	0	0%	0	0%	0	0%	0	0%
FLTG-TX1-Tampa General Hospital	43	0	0%	0	0%	0	0%	0	0%	49	0	0%	0	0%	0	0%	0	0%	0	0%
FLUF-TX1-Shands Hosp at Univ of Fl	24	0	0%	0	0%	0	0%	0	0%	27	0	0%	0	0%	0	0%	0	0%	0	0%
GAEH-TX1-Children's Healthcare of Atlanta	21	0	0%	0	0%	0	0%	0	0%	12	0	0%	0	0%	0	0%	0	0%	0	0%
GAEM-TX1-Emory University Hospital	32	0	0%	0	0%	0	0%	0	0%	34	0	0%	0	0%	0	0%	0	0%	0	0%
GAPH-TX1-Piedmont Hospital	10	0	0%	0	0%	0	0%	0	0%	4	0	0%	0	0%	0	0%	0	0%	0	0%
GASJ-TX1-St. Joseph's Hosp of Atlanta	0	0	0	0	0	0	0	0	0	5	0	0%	0	0%	0	0%	0	0%	0	0%
IAIV-TX1-Univ of Iowa Hosp and Clinics	16	0	0%	0	0%	0	0%	0	0%	11	0	0%	0	0%	0	0%	0	0%	0	0%
ILCH-TX1-Advocate Christ Medical Center	19	0	0%	0	0%	0	0%	0	0%	11	0	0%	0	0%	0	0%	0	0%	0	0%
ILCM-TX1-Ann & Robert H. Lurie Children's Hosp	12	0	0%	0	0%	0	0%	0	0%	19	1	5.3%	1	5.3%	0	0%	0	0%	0	0%
ILLU-TX1-Loyola Univ Med Center	14	0	0%	0	0%	0	0%	0	0%	10	0	0%	0	0%	0	0%	0	0%	0	0%
ILNM-TX1-Northwestern Memorial Hospital	21	0	0%	0	0%	0	0%	0	0%	23	0	0%	0	0%	0	0%	0	0%	0	0%
ILPL-TX1-Rush University Med Ctr	7	0	0%	0	0%	0	0%	0	0%	6	0	0%	0	0%	0	0%	0	0%	0	0%
ILUC-TX1-Univ of Chicago Med Ctr	26	0	0%	0	0%	0	0%	0	0%	29	1	3.4%	0	0%	1	3.4%	0	0%	0	0%
INIM-TX1-Indiana University Health	27	0	0%	0	0%	0	0%	0	0%	22	0	0%	0	0%	0	0%	0	0%	0	0%
INLH-TX1-Lutheran Hosp of Ft Wayne	7	0	0%	0	0%	0	0%	0	0%	9	0	0%	0	0%	0	0%	0	0%	0	0%
INSV-TX1-St Vincent Hosp and Health Care Ctr	24	0	0%	0	0%	0	0%	0	0%	21	0	0%	0	0%	0	0%	0	0%	0	0%
KYJH-TX1-Jewish Hospital	11	0	0%	0	0%	0	0%	0	0%	14	0	0%	0	0%	0	0%	0	0%	0	0%

Exhibit C

Transplant Center	2013									2012								
	Total Transplants	Total of Non-U.S. Residents and Non-Resident Aliens		Non-U.S. Citizen Non-U.S. Resident in U.S. for Other Reason		Non-U.S. Citizen Non-U.S. Resident in U.S. for Transplant		Non-Resident Alien (Listings Prior to March 2012)		Total Transplants	Total of Non-U.S. Residents and Non-Resident Aliens		Non-U.S. Citizen Non-U.S. Resident in U.S. for Other Reason		Non-U.S. Citizen Non-U.S. Resident in U.S. for Transplant		Non-Resident Alien (Listings Prior to March 2012)	
		N	N	%	N	%	N	%	N		%	N	N	%	N	%	N	%
KYUK-TX1-Univ of Kentucky Med Ctr	14	0	0%	0	0%	0	0%	0	0%	13	0	0%	0	0%	0	0%	0	0%
LAOF-TX1-Ochsner Foundation Hospital	29	0	0%	0	0%	0	0%	0	0%	20	0	0%	0	0%	0	0%	0	0%
MACH-TX1-Boston Children's Hospital	14	0	0%	0	0%	0	0%	0	0%	17	0	0%	0	0%	0	0%	0	0%
MAMG-TX1-Massachusetts General Hospital	20	1	5.0%	0	0%	1	5.0%	0	0%	10	0	0%	0	0%	0	0%	0	0%
MANM-TX1-Tufts Medical Center	18	0	0%	0	0%	0	0%	0	0%	17	0	0%	0	0%	0	0%	0	0%
MAPB-TX1-Brigham and Women's Hosp	13	0	0%	0	0%	0	0%	0	0%	14	1	7.1%	0	0%	1	7.1%	0	0%
MDJH-TX1-Johns Hopkins Hospital	16	1	6.3%	0	0%	1	6.3%	0	0%	13	0	0%	0	0%	0	0%	0	0%
MDUM-TX1-Univ of Maryland Med System	15	0	0%	0	0%	0	0%	0	0%	17	0	0%	0	0%	0	0%	0	0%
MICH-TX1-Children's Hosp of Michigan	0	0	0	0	0	0	0	0	0	1	0	0%	0	0%	0	0%	0	0%
MIHF-TX1-Henry Ford Hospital	14	1	7.1%	1	7.1%	0	0%	0	0%	7	0	0%	0	0%	0	0%	0	0%
MISH-TX1-Spectrum Health	9	0	0%	0	0%	0	0%	0	0%	9	0	0%	0	0%	0	0%	0	0%
MIUM-TX1-Univ of Michigan Med Ctr	40	1	2.5%	0	0%	1	2.5%	0	0%	43	1	2.3%	0	0%	1	2.3%	0	0%
MNAC-TX1-Univ of MN Amplatz Children's Hosp	2	1	50%	0	0%	1	50%	0	0%	0	0	0	0	0	0	0	0	0
MNAN-TX1-Abbott Northwestern Hospital	14	0	0%	0	0%	0	0%	0	0%	16	0	0%	0	0%	0	0%	0	0%
MNSM-TX1-St Marys Hospital (Mayo Clinic)	28	0	0%	0	0%	0	0%	0	0%	37	0	0%	0	0%	0	0%	0	0%
MNUM-TX1-Univ. of Minnesota Medical Center	22	1	4.5%	0	0%	1	4.5%	0	0%	27	0	0%	0	0%	0	0%	0	0%
MOBH-TX1-Barnes-Jewish Hospital	40	0	0%	0	0%	0	0%	0	0%	35	0	0%	0	0%	0	0%	0	0%
MOCG-TX1-Cardinal Glennon Childrens Hosp	3	0	0%	0	0%	0	0%	0	0%	3	0	0%	0	0%	0	0%	0	0%
MOCH-TX1-St. Louis Children's Hospital	16	0	0%	0	0%	0	0%	0	0%	18	0	0%	0	0%	0	0%	0	0%
MOLH-TX1-Saint Luke's Hospital of Kansas City	47	0	0%	0	0%	0	0%	0	0%	47	1	2.1%	1	2.1%	0	0%	0	0%
MSUM-TX1-Univ of MS Med Ctr	4	0	0%	0	0%	0	0%	0	0%	12	0	0%	0	0%	0	0%	0	0%
NCBG-TX1-Wake Forest Baptist Medical Center	9	0	0%	0	0%	0	0%	0	0%	12	0	0%	0	0%	0	0%	0	0%
NCCM-TX1-Carolinas Medical Center	29	0	0%	0	0%	0	0%	0	0%	18	0	0%	0	0%	0	0%	0	0%
NCDU-TX1-Duke University Hospital	63	0	0%	0	0%	0	0%	0	0%	63	0	0%	0	0%	0	0%	0	0%
NCMH-TX1-UNC Hospitals	16	0	0%	0	0%	0	0%	0	0%	10	0	0%	0	0%	0	0%	0	0%

Exhibit C

Transplant Center	2013									2012									
	Total Transplants	Total of Non-U.S. Residents and Non-Resident Aliens		Non-U.S. Citizen Non-U.S. Resident in U.S. for Other Reason		Non-U.S. Citizen Non-U.S. Resident in U.S. for Transplant		Non-Resident Alien (Listings Prior to March 2012)		Total Transplants	Total of Non-U.S. Residents and Non-Resident Aliens		Non-U.S. Citizen Non-U.S. Resident in U.S. for Other Reason		Non-U.S. Citizen Non-U.S. Resident in U.S. for Transplant		Non-Resident Alien (Listings Prior to March 2012)		
		N	N	%	N	%	N	%	N		%	N	N	%	N	%	N	%	N
NECH-TX1-Children's Hospital & Medical Center	3	0	0%	0	0%	0	0%	0	0%	0	0	0	0	0	0	0	0	0	0
NEUN-TX1-The Nebraska Medical Center	25	0	0%	0	0%	0	0%	0	0%	23	1	4.3%	0	0%	0	0%	1	4.3%	
NJBI-TX1-Newark Beth Israel Med Ctr	62	0	0%	0	0%	0	0%	0	0%	68	0	0%	0	0%	0	0%	0	0%	
NJRW-TX1-Robert Wood Johnson University Hosp	17	0	0%	0	0%	0	0%	0	0%	9	0	0%	0	0%	0	0%	0	0%	
NYCP-TX1-New York-Presbyterian/Columbia	79	4	5.1%	0	0%	4	5.1%	0	0%	85	5	5.9%	1	1.2%	3	3.5%	1	1.2%	
NYFL-TX1-Strong Memorial Hospital	12	0	0%	0	0%	0	0%	0	0%	9	0	0%	0	0%	0	0%	0	0%	
NYMA-TX1-Montefiore Medical Center	22	2	9.1%	0	0%	2	9.1%	0	0%	28	0	0%	0	0%	0	0%	0	0%	
NYMS-TX1-Mount Sinai Med Center	21	2	9.5%	1	4.8%	0	0%	1	4.8%	27	0	0%	0	0%	0	0%	0	0%	
NYWC-TX1-Westchester Medical Center	20	0	0%	0	0%	0	0%	0	0%	24	0	0%	0	0%	0	0%	0	0%	
OHCC-TX1-Cleveland Clinic Foundation	44	1	2.3%	0	0%	0	0%	1	2.3%	43	0	0%	0	0%	0	0%	0	0%	
OHCH-TX1-Nationwide Children's Hospital	4	0	0%	0	0%	0	0%	0	0%	6	0	0%	0	0%	0	0%	0	0%	
OHCM-TX1-Children's Hosp Med Ctr	10	0	0%	0	0%	0	0%	0	0%	12	0	0%	0	0%	0	0%	0	0%	
OHOU-TX1-Ohio State Univ Med Ctr	10	0	0%	0	0%	0	0%	0	0%	14	0	0%	0	0%	0	0%	0	0%	
OHUH-TX1-University Hosp of Cleveland	0	0	0	0	0	0	0	0	0	1	0	0%	0	0%	0	0%	0	0%	
OKBC-TX1-Integrus Baptist Med Ctr	15	0	0%	0	0%	0	0%	0	0%	18	0	0%	0	0%	0	0%	0	0%	
ORUO-TX1-Oregon Health and Science University	21	0	0%	0	0%	0	0%	0	0%	15	0	0%	0	0%	0	0%	0	0%	
PAAG-TX1-Allegheny General Hosp	21	0	0%	0	0%	0	0%	0	0%	18	0	0%	0	0%	0	0%	0	0%	
PACH-TX1-Children's Hosp of Pittsburgh of UPMC	9	0	0%	0	0%	0	0%	0	0%	10	1	10%	0	0%	1	10%	0	0%	
PACP-TX1-Childrens Hosp of Philadelphia	15	0	0%	0	0%	0	0%	0	0%	10	0	0%	0	0%	0	0%	0	0%	
PAHE-TX1-Penn State Milton S Hershey Med Ctr	19	0	0%	0	0%	0	0%	0	0%	15	0	0%	0	0%	0	0%	0	0%	
PAHM-TX1-Hahnemann University Hospital	3	0	0%	0	0%	0	0%	0	0%	8	0	0%	0	0%	0	0%	0	0%	
PAPT-TX1-Univ of Pittsburgh Med Ctr	38	0	0%	0	0%	0	0%	0	0%	23	0	0%	0	0%	0	0%	0	0%	
PATJ-TX1-Thomas Jefferson Univ Hosp	12	0	0%	0	0%	0	0%	0	0%	6	0	0%	0	0%	0	0%	0	0%	
PATU-TX1-Temple Univ Hospital	10	0	0%	0	0%	0	0%	0	0%	8	0	0%	0	0%	0	0%	0	0%	
PAUP-TX1-The Hosp of the Univ of PA	56	0	0%	0	0%	0	0%	0	0%	42	0	0%	0	0%	0	0%	0	0%	

Exhibit C

Transplant Center	2013									2012								
	Total Transplants	Total of Non-U.S. Residents and Non-Resident Aliens		Non-U.S. Citizen Non-U.S. Resident in U.S. for Other Reason		Non-U.S. Citizen Non-U.S. Resident in U.S. for Transplant		Non-Resident Alien (Listings Prior to March 2012)		Total Transplants	Total of Non-U.S. Residents and Non-Resident Aliens		Non-U.S. Citizen Non-U.S. Resident in U.S. for Other Reason		Non-U.S. Citizen Non-U.S. Resident in U.S. for Transplant		Non-Resident Alien (Listings Prior to March 2012)	
		N	N	%	N	%	N	%	N		%	N	N	%	N	%	N	%
PRCC-TX1-Cardiovascular Ctr of PR	2	0	0%	0	0%	0	0%	0	0%	6	0	0%	0	0%	0	0%	0	0%
SCMU-TX1-Medical Univ of SC	17	0	0%	0	0%	0	0%	0	0%	14	0	0%	0	0%	0	0%	0	0%
TNBM-TX1-Baptist Memorial Hosp	12	0	0%	0	0%	0	0%	0	0%	19	0	0%	0	0%	0	0%	0	0%
TNVU-TX1-Vanderbilt Univ Med Ctr	56	0	0%	0	0%	0	0%	0	0%	40	0	0%	0	0%	0	0%	0	0%
TXCM-TX1-Children's Med Ctr of Dallas	13	0	0%	0	0%	0	0%	0	0%	17	0	0%	0	0%	0	0%	0	0%
TXCT-TX1-Seton Medical Center	16	0	0%	0	0%	0	0%	0	0%	10	0	0%	0	0%	0	0%	0	0%
TXHD-TX1-Medical City Dallas Hospital	12	0	0%	0	0%	0	0%	0	0%	14	0	0%	0	0%	0	0%	0	0%
TXHH-TX1-Memorial Hermann Hospital	34	0	0%	0	0%	0	0%	0	0%	10	0	0%	0	0%	0	0%	0	0%
TXHI-TX1-CHI St. Luke's Health Baylor College	25	1	4.0%	1	4.0%	0	0%	0	0%	57	0	0%	0	0%	0	0%	0	0%
TXHS-TX1-Methodist Specialty & Transplant Hosp	15	0	0%	0	0%	0	0%	0	0%	23	0	0%	0	0%	0	0%	0	0%
TXJS-TX1-Univ of Texas Med Branch	7	0	0%	0	0%	0	0%	0	0%	9	0	0%	0	0%	0	0%	0	0%
TXMH-TX1-The Methodist Hospital	24	1	4.2%	0	0%	1	4.2%	0	0%	36	0	0%	0	0%	0	0%	0	0%
TXSP-TX1-University Hospital - St. Paul	38	0	0%	0	0%	0	0%	0	0%	18	0	0%	0	0%	0	0%	0	0%
TXSW-TX1-Scott and White Mem Hosp	5	0	0%	0	0%	0	0%	0	0%	8	0	0%	0	0%	0	0%	0	0%
TXTC-TX1-Texas Children's Hospital	14	0	0%	0	0%	0	0%	0	0%	14	1	7.1%	0	0%	0	0%	1	7.1%
TXTX-TX1-Baylor University Medical Center	68	0	0%	0	0%	0	0%	0	0%	43	0	0%	0	0%	0	0%	0	0%
UTLD-TX1-Intermountain Medical Center	19	0	0%	0	0%	0	0%	0	0%	14	0	0%	0	0%	0	0%	0	0%
UTMC-TX1-Univ of Utah Medical Center	18	0	0%	0	0%	0	0%	0	0%	15	0	0%	0	0%	0	0%	0	0%
UTPC-TX1-Primary Children's Med Ctr	11	0	0%	0	0%	0	0%	0	0%	7	0	0%	0	0%	0	0%	0	0%
VAFH-TX1-Inova Fairfax Hosp	20	0	0%	0	0%	0	0%	0	0%	21	0	0%	0	0%	0	0%	0	0%
VAMC-TX1-MCV Hospitals	21	0	0%	0	0%	0	0%	0	0%	17	0	0%	0	0%	0	0%	0	0%
VAMV-TX1-McGuire VA Medical Center	5	0	0%	0	0%	0	0%	0	0%	9	0	0%	0	0%	0	0%	0	0%
VANG-TX1-Sentara Norfolk General Hospital	14	0	0%	0	0%	0	0%	0	0%	13	0	0%	0	0%	0	0%	0	0%
VAUV-TX1-Univ of Virginia HSC	16	0	0%	0	0%	0	0%	0	0%	13	0	0%	0	0%	0	0%	0	0%
WACH-TX1-Seattle Children's Hospital	16	0	0%	0	0%	0	0%	0	0%	16	0	0%	0	0%	0	0%	0	0%

Exhibit C

Transplant Center	2013									2012								
	Total Transplants	Total of Non-U.S. Residents and Non-Resident Aliens		Non-U.S. Citizen Non-U.S. Resident in U.S. for Other Reason		Non-U.S. Citizen Non-U.S. Resident in U.S. for Transplant		Non-Resident Alien (Listings Prior to March 2012)		Total Transplants	Total of Non-U.S. Residents and Non-Resident Aliens		Non-U.S. Citizen Non-U.S. Resident in U.S. for Other Reason		Non-U.S. Citizen Non-U.S. Resident in U.S. for Transplant		Non-Resident Alien (Listings Prior to March 2012)	
		N	N	%	N	%	N	%	N		%	N	N	%	N	%	N	%
WASH-TX1-Sacred Heart Med Ctr	9	0	0%	0	0%	0	0%	0	0%	9	0	0%	0	0%	0	0%	0	0%
WAUW-TX1-Univ of Washington Med Ctr	29	0	0%	0	0%	0	0%	0	0%	24	0	0%	0	0%	0	0%	0	0%
WICH-TX1-Childrens Hosp of Wisconsin	10	0	0%	0	0%	0	0%	0	0%	23	0	0%	0	0%	0	0%	0	0%
WISE-TX1-Froedtert Mem Lutheran Hosp	7	0	0%	0	0%	0	0%	0	0%	0	0	0	0	0	0	0	0	0
WISL-TX1-Aurora St. Luke's Medical Center	22	0	0%	0	0%	0	0%	0	0%	37	0	0%	0	0%	0	0%	0	0%
WIUW-TX1-Univ of Wisconsin Hosp and Clinics	26	0	0%	0	0%	0	0%	0	0%	13	0	0%	0	0%	0	0%	0	0%
U.S. Overall	2531	21	0.8%	3	0.1%	16	0.6%	2	0.1%	2378	17	0.7%	4	0.2%	9	0.4%	4	0.2%

Lung

Figures 23A and 23B graphically display that all regions, as well as the United States overall, saw less than 3% of adult and pediatric lung waiting list registrations added during 2013 for non-U.S. citizen/non-U.S. residents. Tables 20 and 21 provide the detailed lung program-specific information for waiting list additions and deceased donor transplants performed during 2012 and 2013. Table 20 is also displayed graphically in Figures 24 and 25.

For waiting list registrations (Table 20), 26 (1.0%) of 2,530 adult and pediatric lung waiting list registrations added to the waiting list in 2013 were non-U.S. citizen/non-U.S. residents in the U.S. solely for the purpose of transplant. There were four programs with more than 5% total non-U.S. residents specifically in the U.S. for the purpose of a transplant, and one program had five such lung registrations added during the year.

Figure 23A. By region, candidate citizenship and residency for lung registrations added to the waiting list during 2013

(NOTE: Y-AXIS PERCENTAGES BEGIN AT 80%)

Lung Waiting List Registrations Added During 2013 by Region and Citizenship/Residency at Listing

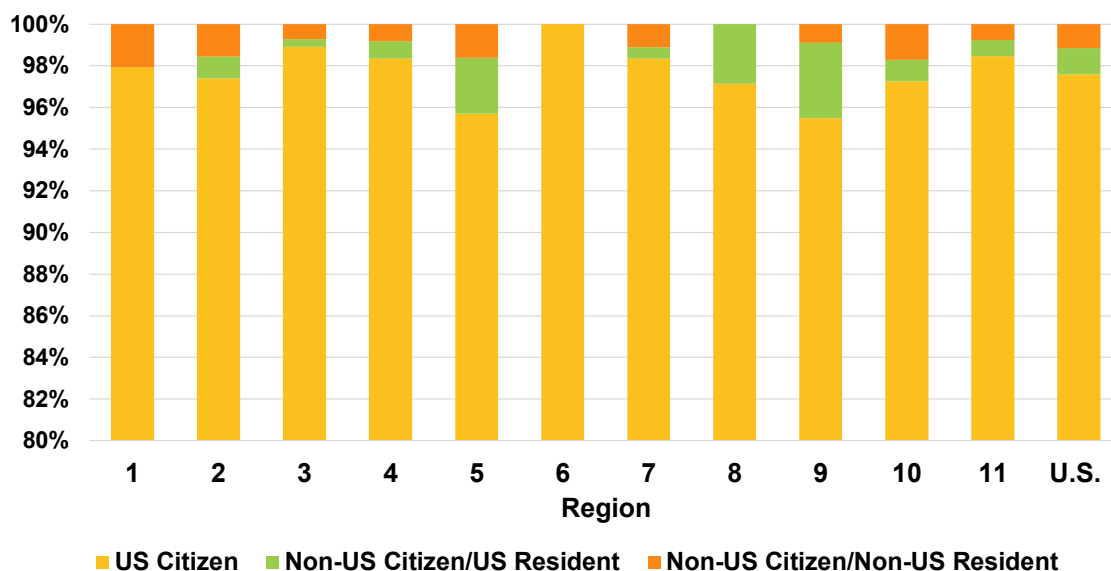
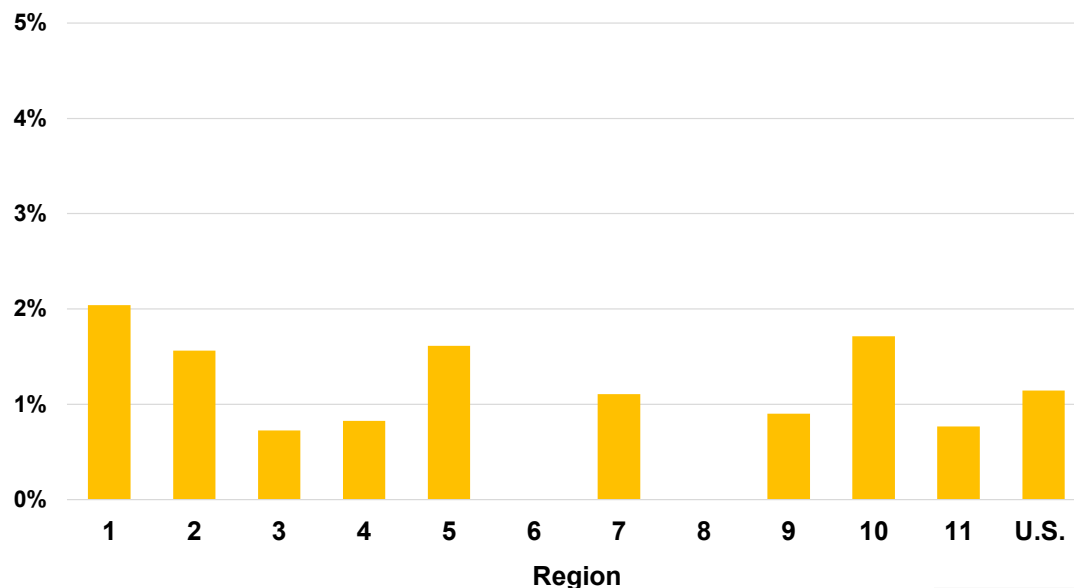


Figure 23B. By region, percent of non-U.S. citizen/non-U.S. resident lung registrations added to the waiting list during 2013

Percent of Lung Waiting List Registrations Added in 2013 for Non-U.S. Residents by Region of Listing

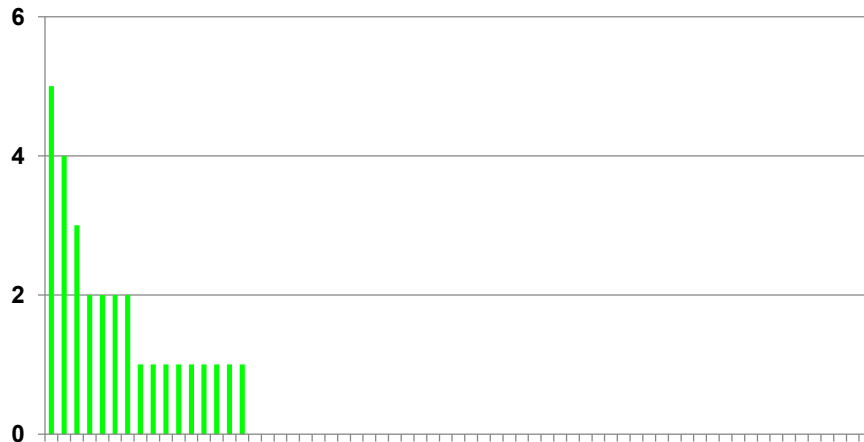


OPTN



Figure 24. By program, number of non-U.S. citizen/non-U.S. resident lung registrations added to the waiting list during 2013

Number of Non-Citizen/Non-Resident Lung WL Additions During 2013 by Program (N=65 Programs, 49 with None)

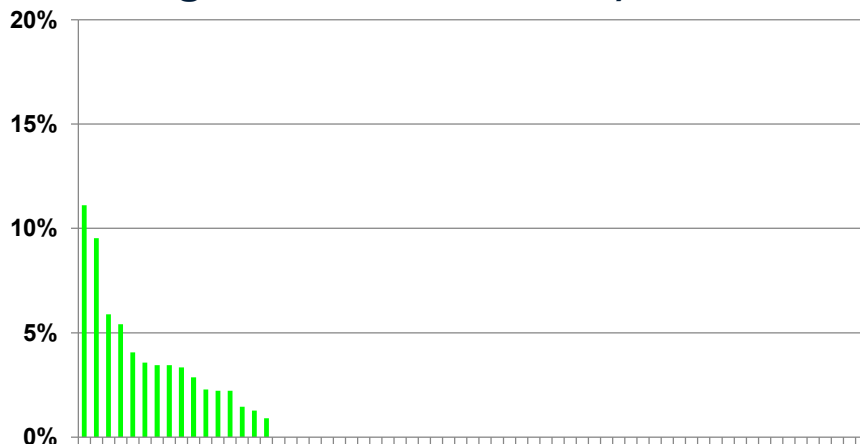


OPTN



Figure 25. By program, percent of non-U.S. citizen/non-U.S. resident lung registrations added to the waiting list during 2013

Percent of Non-Citizen/Non-Resident Lung WL Additions During 2013 by Program (N=65 Programs, 49 with None)



OPTN



Table 20. Candidate citizenship and residency for lung registrations added to the waiting list during 2012-2013

Transplant Center	2013								2012							
	Total Added	Total of Non-U.S. Residents		Non-U.S. Citizen Non-U.S. Resident in U.S. for Other Reason		Non-U.S. Citizen Non-U.S. Resident in U.S. for Transplant		Total Added	Total of Non-U.S. Residents and Non-Resident Aliens		Non-U.S. Citizen Non-U.S. Resident in U.S. for Other Reason		Non-U.S. Citizen Non-U.S. Resident in U.S. for Transplant		Non-Resident Alien (Listings Prior to March 2012)	
		N	N	%	N	%	N		%	N	N	%	N	%	N	%
ALUA-TX1-Univ of Alabama Hospital	43	0	0%	0	0%	0	0%	39	0	0%	0	0%	0	0%	0	0%
AZSJ-TX1-St Joseph's Hospital & Medical Center	70	0	0%	0	0%	0	0%	55	0	0%	0	0%	0	0%	0	0%
AZUA-TX1-University Medical Ctr, Univ of AZ	1	0	0%	0	0%	0	0%	1	0	0%	0	0%	0	0%	0	0%
CACS-TX1-Cedars-Sinai Med Center	29	1	3.4%	1	3.4%	0	0%	20	0	0%	0	0%	0	0%	0	0%
CAPC-TX1-Lucile Salter Packard Children's Hosp	7	0	0%	0	0%	0	0%	8	0	0%	0	0%	0	0%	0	0%
CASD-TX1-UCSD Medical Center	42	4	9.5%	0	0%	4	9.5%	31	1	3.2%	0	0%	1	3.2%	0	0%
CASF-TX1-Univ of CA San Francisco Med Ctr	50	0	0%	0	0%	0	0%	57	0	0%	0	0%	0	0%	0	0%
CASU-TX1-Stanford Univ Med Ctr	46	0	0%	0	0%	0	0%	61	0	0%	0	0%	0	0%	0	0%
CAUC-TX1-UCLA Medical Center	79	1	1.3%	0	0%	1	1.3%	68	0	0%	0	0%	0	0%	0	0%
CAUH-TX1-Keck Hospital of USC	27	0	0%	0	0%	0	0%	27	0	0%	0	0%	0	0%	0	0%
COUC-TX1-University of Colorado Hospital/HSC	34	0	0%	0	0%	0	0%	39	0	0%	0	0%	0	0%	0	0%
FLFH-TX1-Florida Hospital Medical Center	19	0	0%	0	0%	0	0%	11	0	0%	0	0%	0	0%	0	0%
FLJM-TX1-Jackson Memorial Hospital	6	0	0%	0	0%	0	0%	6	0	0%	0	0%	0	0%	0	0%
FLSL-TX1-Mayo Clinic Florida	37	2	5.4%	0	0%	2	5.4%	61	0	0%	0	0%	0	0%	0	0%
FLTG-TX1-Tampa General Hospital	53	0	0%	0	0%	0	0%	61	0	0%	0	0%	0	0%	0	0%
FLUF-TX1-Shands Hosp at Univ of FI	44	0	0%	0	0%	0	0%	60	0	0%	0	0%	0	0%	0	0%
GAEM-TX1-Emory University Hospital	44	0	0%	0	0%	0	0%	42	0	0%	0	0%	0	0%	0	0%
IAIV-TX1-Univ of Iowa Hosp and Clinics	15	0	0%	0	0%	0	0%	24	0	0%	0	0%	0	0%	0	0%
ILLU-TX1-Loyola Univ Med Center	40	0	0%	0	0%	0	0%	29	0	0%	0	0%	0	0%	0	0%
ILUC-TX1-Univ of Chicago Med Ctr	21	0	0%	0	0%	0	0%	21	0	0%	0	0%	0	0%	0	0%
INIM-TX1-Indiana University Health	37	0	0%	0	0%	0	0%	27	0	0%	0	0%	0	0%	0	0%
KYJH-TX1-Jewish Hospital	26	0	0%	0	0%	0	0%	23	0	0%	0	0%	0	0%	0	0%
KYUK-TX1-Univ of Kentucky Med Ctr	27	0	0%	0	0%	0	0%	35	0	0%	0	0%	0	0%	0	0%

Transplant Center	2013								2012							
	Total Added	Total of Non-U.S. Residents		Non-U.S. Citizen Non-U.S. Resident in U.S. for Other Reason		Non-U.S. Citizen Non-U.S. Resident in U.S. for Transplant		Total Added	Total of Non-U.S. Residents and Non-Resident Aliens		Non-U.S. Citizen Non-U.S. Resident in U.S. for Other Reason		Non-U.S. Citizen Non-U.S. Resident in U.S. for Transplant		Non-Resident Alien (Listings Prior to March 2012)	
		N	N	%	N	%	N		%	N	N	%	N	%	N	%
LAOF-TX1-Ochsner Foundation Hospital	30	0	0%	0	0%	0	0%	29	0	0%	0	0%	0	0%	0	0%
MACH-TX1-Boston Children's Hospital	17	1	5.9%	0	0%	1	5.9%	8	0	0%	0	0%	0	0%	0	0%
MAMG-TX1-Massachusetts General Hospital	36	0	0%	0	0%	0	0%	19	0	0%	0	0%	0	0%	0	0%
MAPB-TX1-Brigham and Women's Hosp	45	1	2.2%	0	0%	1	2.2%	60	1	1.7%	0	0%	1	1.7%	0	0%
MDJH-TX1-Johns Hopkins Hospital	35	1	2.9%	0	0%	1	2.9%	30	0	0%	0	0%	0	0%	0	0%
MDUM-TX1-Univ of Maryland Med System	38	0	0%	0	0%	0	0%	40	0	0%	0	0%	0	0%	0	0%
MIHF-TX1-Henry Ford Hospital	33	0	0%	0	0%	0	0%	26	0	0%	0	0%	0	0%	0	0%
MISH-TX1-Spectrum Health	25	0	0%	0	0%	0	0%	0	0	0	0	0	0	0	0	0
MIUM-TX1-Univ of Michigan Med Ctr	56	0	0%	0	0%	0	0%	38	0	0%	0	0%	0	0%	0	0%
MNSM-TX1-St Marys Hospital (Mayo Clinic)	28	1	3.6%	0	0%	1	3.6%	22	0	0%	0	0%	0	0%	0	0%
MNUM-TX1-Univ. of Minnesota Medical Center	36	0	0%	0	0%	0	0%	34	0	0%	0	0%	0	0%	0	0%
MOBH-TX1-Barnes-Jewish Hospital	83	0	0%	0	0%	0	0%	81	0	0%	0	0%	0	0%	0	0%
MOCH-TX1-St. Louis Children's Hospital	8	0	0%	0	0%	0	0%	11	0	0%	0	0%	0	0%	0	0%
NCDU-TX1-Duke University Hospital	137	2	1.5%	0	0%	2	1.5%	111	0	0%	0	0%	0	0%	0	0%
NCMH-TX1-UNC Hospitals	15	0	0%	0	0%	0	0%	8	0	0%	0	0%	0	0%	0	0%
NJBI-TX1-Newark Beth Israel Med Ctr	2	0	0%	0	0%	0	0%	13	0	0%	0	0%	0	0%	0	0%
NYCP-TX1-New York-Presbyterian/Columbia	111	1	0.9%	0	0%	1	0.9%	80	3	3.8%	1	1.3%	2	2.5%	0	0%
OHCC-TX1-Cleveland Clinic Foundation	123	5	4.1%	0	0%	5	4.1%	135	4	3.0%	0	0%	4	3.0%	0	0%
OHCH-TX1-Nationwide Children's Hospital	8	0	0%	0	0%	0	0%	5	0	0%	0	0%	0	0%	0	0%
OHOU-TX1-Ohio State Univ Med Ctr	10	0	0%	0	0%	0	0%	0	0	0	0	0	0	0	0	0
OHUH-TX1-University Hosp of Cleveland	0	0	0	0	0	0	0	6	0	0%	0	0%	0	0%	0	0%
OKBC-TX1-Integrus Baptist Med Ctr	19	0	0%	0	0%	0	0%	17	0	0%	0	0%	0	0%	0	0%
PACH-TX1-Children's Hosp of Pittsburgh of UPMC	8	0	0%	0	0%	0	0%	4	0	0%	0	0%	0	0%	0	0%
PACP-TX1-Childrens Hosp of Philadelphia	17	0	0%	0	0%	0	0%	3	0	0%	0	0%	0	0%	0	0%
PAPT-TX1-Univ of Pittsburgh Med Ctr	132	3	2.3%	0	0%	3	2.3%	137	4	2.9%	0	0%	4	2.9%	0	0%

Transplant Center	2013								2012							
	Total Added	Total of Non-U.S. Residents		Non-U.S. Citizen Non-U.S. Resident in U.S. for Other Reason		Non-U.S. Citizen Non-U.S. Resident in U.S. for Transplant		Total Added	Total of Non-U.S. Residents and Non-Resident Aliens		Non-U.S. Citizen Non-U.S. Resident in U.S. for Other Reason		Non-U.S. Citizen Non-U.S. Resident in U.S. for Transplant		Non-Resident Alien (Listings Prior to March 2012)	
		N	N	%	N	%	N		%	N	N	%	N	%	N	%
PATU-TX1-Temple Univ Hospital	60	2	3.3%	0	0%	2	3.3%	32	0	0%	0	0%	0	0%	0	0%
PAUP-TX1-The Hosp of the Univ of PA	63	0	0%	0	0%	0	0%	81	1	1.2%	0	0%	1	1.2%	0	0%
SCMU-TX1-Medical Univ of SC	5	0	0%	0	0%	0	0%	4	0	0%	0	0%	0	0%	0	0%
TNVU-TX1-Vanderbilt Univ Med Ctr	34	0	0%	0	0%	0	0%	21	0	0%	0	0%	0	0%	0	0%
TXBC-TX1-University Hospital	49	0	0%	0	0%	0	0%	38	2	5.3%	0	0%	2	5.3%	0	0%
TXHI-TX1-CHI St. Luke's Health Baylor College	29	1	3.4%	0	0%	1	3.4%	26	1	3.8%	0	0%	1	3.8%	0	0%
TXJS-TX1-Univ of Texas Med Branch	6	0	0%	0	0%	0	0%	10	0	0%	0	0%	0	0%	0	0%
TXMH-TX1-The Methodist Hospital	126	0	0%	0	0%	0	0%	130	1	0.8%	0	0%	1	0.8%	0	0%
TXSP-TX1-University Hospital - St. Paul	68	0	0%	0	0%	0	0%	83	0	0%	0	0%	0	0%	0	0%
TXSW-TX1-Scott and White Mem Hosp	10	0	0%	0	0%	0	0%	3	0	0%	0	0%	0	0%	0	0%
TXTC-TX1-Texas Children's Hospital	18	2	11.1%	1	5.6%	1	5.6%	16	2	12.5%	0	0%	1	6.3%	1	6.3%
TXTX-TX1-Baylor University Medical Center	38	0	0%	0	0%	0	0%	22	0	0%	0	0%	0	0%	0	0%
UTMC-TX1-Univ of Utah Medical Center	21	0	0%	0	0%	0	0%	11	0	0%	0	0%	0	0%	0	0%
VAFH-TX1-Inova Fairfax Hosp	29	0	0%	0	0%	0	0%	31	0	0%	0	0%	0	0%	0	0%
VAUV-TX1-Univ of Virginia HSC	17	0	0%	0	0%	0	0%	13	0	0%	0	0%	0	0%	0	0%
WAUW-TX1-Univ of Washington Med Ctr	52	0	0%	0	0%	0	0%	62	0	0%	0	0%	0	0%	0	0%
WISE-TX1-Froedtert Mem Lutheran Hosp	11	0	0%	0	0%	0	0%	13	0	0%	0	0%	0	0%	0	0%
WIUW-TX1-Univ of Wisconsin Hosp and Clinics	45	1	2.2%	1	2.2%	0	0%	27	0	0%	0	0%	0	0%	0	0%
U.S. Overall	2530	29	1.1%	3	0.1%	26	1.0%	2346	20	0.9%	1	0%	18	0.8%	1	0%

Table 21. Recipient citizenship and residency for deceased donor lung transplants performed during 2012-2013

Transplant Center	2013									2012								
	Total Transplants	Total of Non-U.S. Residents and Non-Resident Aliens		Non-U.S. Citizen Non-U.S. Resident in U.S. for Other Reason		Non-U.S. Citizen Non-U.S. Resident in U.S. for Transplant		Non-Resident Alien (Listings Prior to March 2012)		Total Transplants	Total of Non-U.S. Residents and Non-Resident Aliens		Non-U.S. Citizen Non-U.S. Resident in U.S. for Other Reason		Non-U.S. Citizen Non-U.S. Resident in U.S. for Transplant		Non-Resident Alien (Listings Prior to March 2012)	
		N	N	%	N	%	N	%	N		%	N	N	%	N	%	N	%
ALUA-TX1-Univ of Alabama Hospital	24	0	0%	0	0%	0	0%	0	0%	18	0	0%	0	0%	0	0%	0	0%
AZSJ-TX1-St Joseph's Hospital & Medical Center	70	0	0%	0	0%	0	0%	0	0%	56	0	0%	0	0%	0	0%	0	0%
AZUA-TX1-University Medical Ctr, Univ of AZ	1	0	0%	0	0%	0	0%	0	0%	2	0	0%	0	0%	0	0%	0	0%
CACS-TX1-Cedars-Sinai Med Center	20	1	5.0%	1	5.0%	0	0%	0	0%	14	0	0%	0	0%	0	0%	0	0%
CAPC-TX1-Lucile Salter Packard Children's Hosp	2	0	0%	0	0%	0	0%	0	0%	2	0	0%	0	0%	0	0%	0	0%
CASD-TX1-UCSD Medical Center	23	3	13.0%	0	0%	3	13.0%	0	0%	16	2	12.5%	0	0%	1	6.3%	1	6.3%
CASF-TX1-Univ of CA San Francisco Med Ctr	41	0	0%	0	0%	0	0%	0	0%	36	1	2.8%	0	0%	0	0%	1	2.8%
CASU-TX1-Stanford Univ Med Ctr	32	0	0%	0	0%	0	0%	0	0%	45	0	0%	0	0%	0	0%	0	0%
CAUC-TX1-UCLA Medical Center	79	0	0%	0	0%	0	0%	0	0%	72	0	0%	0	0%	0	0%	0	0%
CAUH-TX1-Keck Hospital of USC	15	0	0%	0	0%	0	0%	0	0%	6	0	0%	0	0%	0	0%	0	0%
COUC-TX1-University of Colorado Hospital/HSC	30	0	0%	0	0%	0	0%	0	0%	25	0	0%	0	0%	0	0%	0	0%
FLFH-TX1-Florida Hospital Medical Center	14	0	0%	0	0%	0	0%	0	0%	9	0	0%	0	0%	0	0%	0	0%
FLJM-TX1-Jackson Memorial Hospital	3	0	0%	0	0%	0	0%	0	0%	2	0	0%	0	0%	0	0%	0	0%
FLSL-TX1-Mayo Clinic Florida	42	1	2.4%	0	0%	1	2.4%	0	0%	45	0	0%	0	0%	0	0%	0	0%
FLTG-TX1-Tampa General Hospital	33	0	0%	0	0%	0	0%	0	0%	36	0	0%	0	0%	0	0%	0	0%
FLUF-TX1-Shands Hosp at Univ of FI	28	0	0%	0	0%	0	0%	0	0%	28	0	0%	0	0%	0	0%	0	0%
GAEM-TX1-Emory University Hospital	32	0	0%	0	0%	0	0%	0	0%	34	0	0%	0	0%	0	0%	0	0%
IAIV-TX1-Univ of Iowa Hosp and Clinics	16	0	0%	0	0%	0	0%	0	0%	14	0	0%	0	0%	0	0%	0	0%
ILLU-TX1-Loyola Univ Med Center	30	0	0%	0	0%	0	0%	0	0%	21	0	0%	0	0%	0	0%	0	0%
ILUC-TX1-Univ of Chicago Med Ctr	22	0	0%	0	0%	0	0%	0	0%	12	1	8.3%	0	0%	0	0%	1	8.3%
INIM-TX1-Indiana University Health	49	0	0%	0	0%	0	0%	0	0%	50	0	0%	0	0%	0	0%	0	0%
KYJH-TX1-Jewish Hospital	19	0	0%	0	0%	0	0%	0	0%	21	0	0%	0	0%	0	0%	0	0%
KYUK-TX1-Univ of Kentucky Med Ctr	22	0	0%	0	0%	0	0%	0	0%	18	0	0%	0	0%	0	0%	0	0%

Exhibit C

Transplant Center	2013										2012									
	Total Transplants	Total of Non-U.S. Residents and Non-Resident Aliens		Non-U.S. Citizen Non-U.S. Resident in U.S. for Other Reason		Non-U.S. Citizen Non-U.S. Resident in U.S. for Transplant		Non-Resident Alien (Listings Prior to March 2012)		Total Transplants	Total of Non-U.S. Residents and Non-Resident Aliens		Non-U.S. Citizen Non-U.S. Resident in U.S. for Other Reason		Non-U.S. Citizen Non-U.S. Resident in U.S. for Transplant		Non-Resident Alien (Listings Prior to March 2012)			
		N	N	%	N	%	N	%	N		%	N	N	%	N	%	N	%	N	%
LAOF-TX1-Ochsner Foundation Hospital	21	0	0%	0	0%	0	0%	0	0%	18	0	0%	0	0%	0	0%	0	0%		
MACH-TX1-Boston Children's Hospital	8	0	0%	0	0%	0	0%	0	0%	3	1	33.3%	0	0%	0	0%	1	33.3%		
MAMG-TX1-Massachusetts General Hospital	21	0	0%	0	0%	0	0%	0	0%	10	0	0%	0	0%	0	0%	0	0%		
MAPB-TX1-Brigham and Women's Hosp	20	0	0%	0	0%	0	0%	0	0%	30	0	0%	0	0%	0	0%	0	0%		
MDJH-TX1-Johns Hopkins Hospital	26	1	3.8%	0	0%	1	3.8%	0	0%	26	0	0%	0	0%	0	0%	0	0%		
MDUM-TX1-Univ of Maryland Med System	24	0	0%	0	0%	0	0%	0	0%	29	0	0%	0	0%	0	0%	0	0%		
MIHF-TX1-Henry Ford Hospital	13	0	0%	0	0%	0	0%	0	0%	14	0	0%	0	0%	0	0%	0	0%		
MISH-TX1-Spectrum Health	13	0	0%	0	0%	0	0%	0	0%	0	0	0	0	0	0	0	0	0		
MIUM-TX1-Univ of Michigan Med Ctr	44	0	0%	0	0%	0	0%	0	0%	23	0	0%	0	0%	0	0%	0	0%		
MNSM-TX1-St Marys Hospital (Mayo Clinic)	10	0	0%	0	0%	0	0%	0	0%	5	0	0%	0	0%	0	0%	0	0%		
MNUM-TX1-Univ. of Minnesota Medical Center	40	0	0%	0	0%	0	0%	0	0%	29	0	0%	0	0%	0	0%	0	0%		
MOBH-TX1-Barnes-Jewish Hospital	58	0	0%	0	0%	0	0%	0	0%	67	0	0%	0	0%	0	0%	0	0%		
MOCH-TX1-St. Louis Children's Hospital	8	0	0%	0	0%	0	0%	0	0%	7	0	0%	0	0%	0	0%	0	0%		
NCDU-TX1-Duke University Hospital	134	1	0.7%	0	0%	1	0.7%	0	0%	108	0	0%	0	0%	0	0%	0	0%		
NCMH-TX1-UNC Hospitals	7	0	0%	0	0%	0	0%	0	0%	11	0	0%	0	0%	0	0%	0	0%		
NJBI-TX1-Newark Beth Israel Med Ctr	2	0	0%	0	0%	0	0%	0	0%	7	0	0%	0	0%	0	0%	0	0%		
NYCP-TX1-New York-Presbyterian/Columbia	62	0	0%	0	0%	0	0%	0	0%	67	0	0%	0	0%	0	0%	0	0%		
OHCC-TX1-Cleveland Clinic Foundation	98	2	2.0%	0	0%	2	2.0%	0	0%	100	2	2.0%	0	0%	2	2.0%	0	0%		
OHCH-TX1-Nationwide Children's Hospital	3	0	0%	0	0%	0	0%	0	0%	3	0	0%	0	0%	0	0%	0	0%		
OHOU-TX1-Ohio State Univ Med Ctr	4	0	0%	0	0%	0	0%	0	0%	0	0	0	0	0	0	0	0	0		
OHUH-TX1-University Hosp of Cleveland	0	0	0	0	0	0	0	0	0	1	0	0%	0	0%	0	0%	0	0%		
OKBC-TX1-Integrus Baptist Med Ctr	15	0	0%	0	0%	0	0%	0	0%	17	0	0%	0	0%	0	0%	0	0%		
PACH-TX1-Children's Hosp of Pittsburgh of UPMC	4	0	0%	0	0%	0	0%	0	0%	1	0	0%	0	0%	0	0%	0	0%		
PACP-TX1-Childrens Hosp of Philadelphia	7	0	0%	0	0%	0	0%	0	0%	3	0	0%	0	0%	0	0%	0	0%		
PAPT-TX1-Univ of Pittsburgh Med Ctr	100	2	2.0%	0	0%	2	2.0%	0	0%	100	3	3.0%	0	0%	3	3.0%	0	0%		

Exhibit C

Transplant Center	2013									2012										
	Total Transplants	Total of Non-U.S. Residents and Non-Resident Aliens		Non-U.S. Citizen Non-U.S. Resident in U.S. for Other Reason		Non-U.S. Citizen Non-U.S. Resident in U.S. for Transplant		Non-Resident Alien (Listings Prior to March 2012)		Total Transplants	Total of Non-U.S. Residents and Non-Resident Aliens		Non-U.S. Citizen Non-U.S. Resident in U.S. for Other Reason		Non-U.S. Citizen Non-U.S. Resident in U.S. for Transplant		Non-Resident Alien (Listings Prior to March 2012)			
		N	N	%	N	%	N	%	N		%	N	N	%	N	%	N	%	N	%
PATU-TX1-Temple Univ Hospital	27	0	0%	0	0%	0	0%	0	0%	14	0	0%	0	0%	0	0%	0	0%	0	0%
PAUP-TX1-The Hosp of the Univ of PA	44	0	0%	0	0%	0	0%	0	0%	45	0	0%	0	0%	0	0%	0	0%	0	0%
SCMU-TX1-Medical Univ of SC	4	0	0%	0	0%	0	0%	0	0%	3	0	0%	0	0%	0	0%	0	0%	0	0%
TNVU-TX1-Vanderbilt Univ Med Ctr	24	0	0%	0	0%	0	0%	0	0%	15	0	0%	0	0%	0	0%	0	0%	0	0%
TXBC-TX1-University Hospital	35	0	0%	0	0%	0	0%	0	0%	28	1	3.6%	0	0%	1	3.6%	0	0%	0	0%
TXHI-TX1-CHI St. Luke's Health Baylor College	18	0	0%	0	0%	0	0%	0	0%	14	1	7.1%	0	0%	1	7.1%	0	0%	0	0%
TXJS-TX1-Univ of Texas Med Branch	4	0	0%	0	0%	0	0%	0	0%	6	0	0%	0	0%	0	0%	0	0%	0	0%
TXMH-TX1-The Methodist Hospital	98	0	0%	0	0%	0	0%	0	0%	143	1	0.7%	0	0%	1	0.7%	0	0%	0	0%
TXSP-TX1-University Hospital - St. Paul	66	0	0%	0	0%	0	0%	0	0%	65	0	0%	0	0%	0	0%	0	0%	0	0%
TXSW-TX1-Scott and White Mem Hosp	5	0	0%	0	0%	0	0%	0	0%	2	0	0%	0	0%	0	0%	0	0%	0	0%
TXTC-TX1-Texas Children's Hospital	18	3	16.7%	1	5.6%	2	11.1%	0	0%	11	1	9.1%	0	0%	0	0%	1	9.1%	0	0%
TXTX-TX1-Baylor University Medical Center	29	0	0%	0	0%	0	0%	0	0%	16	0	0%	0	0%	0	0%	0	0%	0	0%
UTMC-TX1-Univ of Utah Medical Center	16	0	0%	0	0%	0	0%	0	0%	10	0	0%	0	0%	0	0%	0	0%	0	0%
VAFH-TX1-Inova Fairfax Hosp	28	0	0%	0	0%	0	0%	0	0%	24	0	0%	0	0%	0	0%	0	0%	0	0%
VAUV-TX1-Univ of Virginia HSC	13	0	0%	0	0%	0	0%	0	0%	15	0	0%	0	0%	0	0%	0	0%	0	0%
WAUW-TX1-Univ of Washington Med Ctr	56	0	0%	0	0%	0	0%	0	0%	41	0	0%	0	0%	0	0%	0	0%	0	0%
WISE-TX1-Froedtert Mem Lutheran Hosp	11	0	0%	0	0%	0	0%	0	0%	4	0	0%	0	0%	0	0%	0	0%	0	0%
WIUW-TX1-Univ of Wisconsin Hosp and Clinics	37	0	0%	0	0%	0	0%	0	0%	36	0	0%	0	0%	0	0%	0	0%	0	0%
U.S. Overall	1922	14	0.7%	2	0.1%	12	0.6%	0	0%	1753	14	0.8%	0	0%	9	0.5%	5	0.3%		